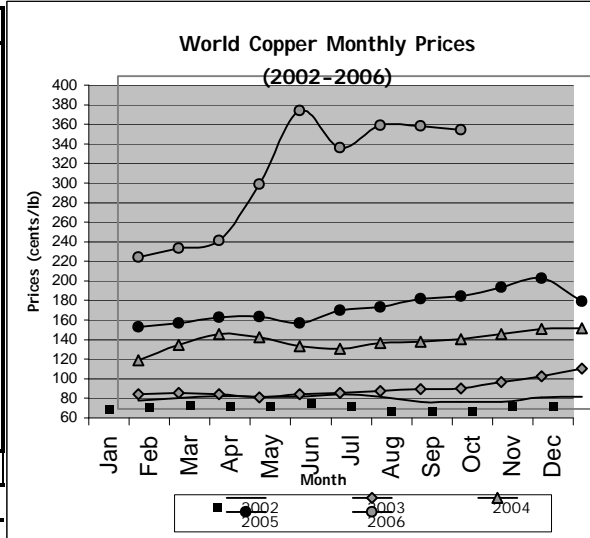


As of November 23, 2006

World Copper Prices (cents/lb)

Month	2002	2003	2004	2005	2006
Jan	68.22	74.74	109.93	143.79	214.75
Feb	70.85	76.37	125.17	147.61	224.17
Mar	72.80	75.08	136.37	153.35	231.97
Apr	72.14	72.03	133.37	153.94	289.74
May	72.38	74.88	123.99	147.38	364.95
Jun	74.73	76.50	121.48	160.54	326.78
Jul	72.10	78.00	127.60	163.94	349.81
Aug	67.11	80.00	128.86	172.26	349.07
Sep	67.07	81.00	131.47	175.04	344.84
Oct	67.30	87.38	136.41	184.15	
Nov	71.77	93.23	142.01	193.65	
Dec	72.37	100.97	142.68	169.68	
Jan-Sept	70.82	76.51	126.47	157.54	299.57
% change	-4.16	8.03	65.30	24.57	90.15

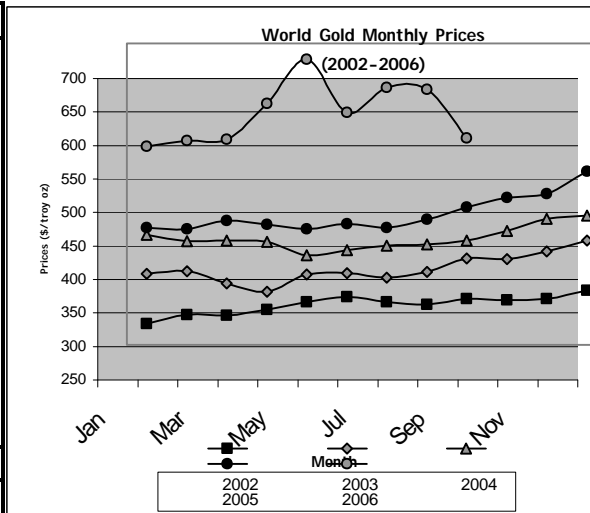
Source: World Metal Statistics



World Gold Prices (\$/troy oz)

Month	2002	2003	2004	2005	2006
Jan	281.34	356.39	414.55	424.7	546.62
Feb	294.81	359.62	404.44	422.54	555.18
Mar	293.59	341.29	405.81	435.17	556.9
Apr	302.24	328.83	404.27	429.38	609.93
May	313.94	355.08	384.02	422.57	676.34
Jun	321.76	357.22	391.81	430.24	596.91
Jul	313.88	350.52	398.15	424.74	633.9
Aug	309.86	359.02	400.2	437.63	630.78
Sep	318.65	378.52	405.38	455.22	559.07
Oct	316.80	378.37	420.42	469.84	
Nov	318.88	389.79	438.33	475.79	
Dec	330.82	405.91	443.33	509.16	
Jan-Sept.	305.56	354.05	400.96	431.35	596.18
% change	13.90	15.87	13.25	7.58	38.21

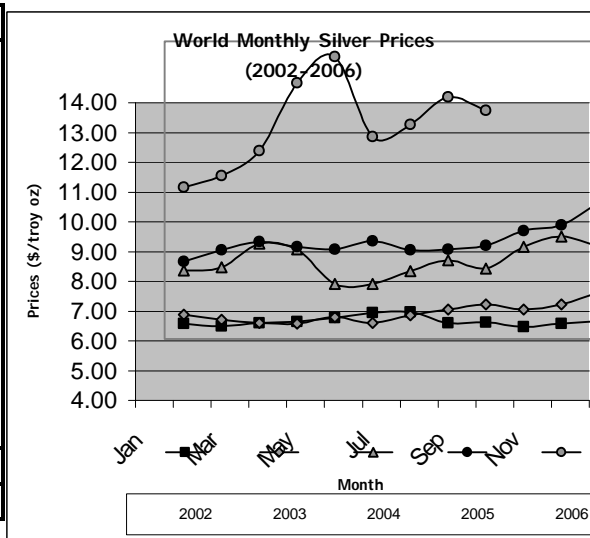
Source: Central Bank



World Silver Prices (\$/troy oz)

Month	2002	2003	2004	2005	2006
Jan	4.51	4.81	6.31	6.6	9.1
Feb	4.43	4.65	6.41	6.99	9.49
Mar	4.53	4.53	7.21	7.27	10.33
Apr	4.57	4.51	7.01	7.10	12.60
May	4.70	4.74	5.85	7.01	13.48
Jun	4.89	4.53	5.84	7.29	10.80
Jul	4.91	4.79	6.28	6.99	11.21
Aug	4.54	4.99	6.65	7.02	12.13
Sep	4.55	5.16	6.37	7.13	11.67
Oct	4.40	4.99	7.09	7.64	
Nov	4.51	5.17	7.45	7.83	
Dec	4.60	5.56	7.11	8.57	
Jan-Sept.	4.63	4.75	6.44	7.04	11.20
% Change	5.24	2.59	35.64	9.44	59.01

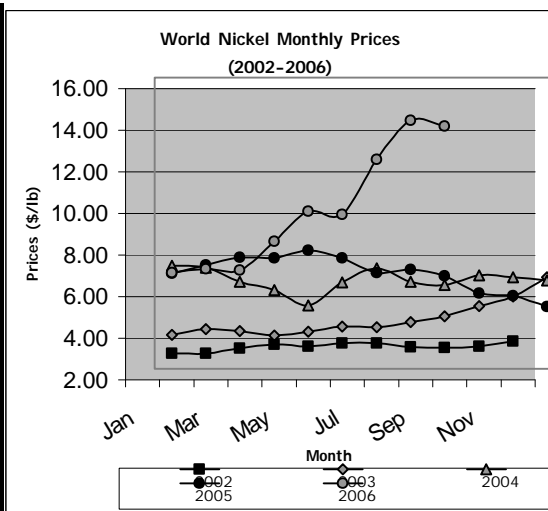
Source: Central Bank



As of November 23, 2006

World Nickel Prices (\$/lb)

	2002	2003	2004	2005	2006
Jan	2.74	3.64	6.96	6.58	6.60
Feb	2.74	3.91	6.87	6.98	6.79
Mar	2.97	3.81	6.19	7.34	6.75
Apr	3.16	3.59	5.80	7.32	8.14
May	3.07	3.79	5.05	7.68	9.56
Jun	3.24	4.03	6.16	7.32	9.41
Jul	3.24	3.99	6.82	6.61	12.06
Aug	3.05	4.24	6.19	6.76	13.95
Sep	3.01	4.52	6.03	6.45	13.67
Oct	3.09	5.01	6.51	5.63	
Nov	3.32	5.48	6.39	5.50	
Dec		6.41	6.25	4.99	
Jan-Sept.	3.02	3.95	6.23	7.00	9.66
% Change	6.86	30.53	57.82	12.44	37.89

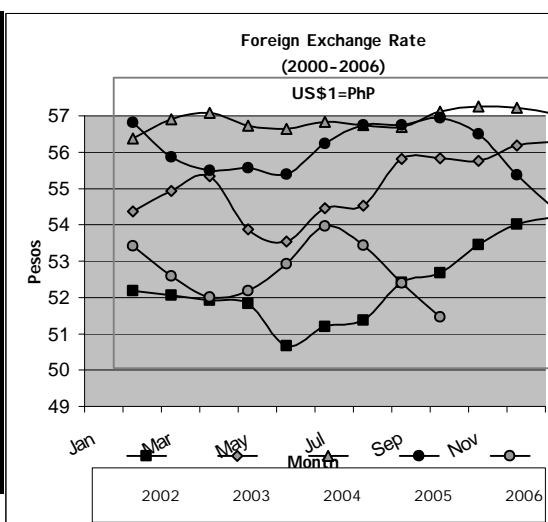


Source: World Metal Statistics

Foreign Exchange Rate

US\$1=PhP

	2002	2003	2004	2005	2006
Jan	51.13	53.32	55.32	55.77	52.36
Feb	51.00	53.88	55.86	54.81	51.54
Mar	50.86	54.29	56.03	54.44	50.96
Apr	50.77	52.82	55.68	54.51	51.13
May	49.63	52.49	55.59	54.34	51.87
Jun	50.14	53.40	55.78	55.19	52.91
Jul	50.32	53.47	55.70	55.70	52.38
Aug	51.36	54.76	55.65	55.70	51.351
Sep	51.62	54.78	56.06	55.89	50.401
Oct	52.40	54.71	56.20	55.45	
Nov	52.97	55.13	56.18	54.32	
Dec	53.19	55.23	56.00	53.37	
Jan-Sept.	50.76	53.69	55.74	55.15	51.66
% Change	0.58	5.77	3.82	-1.06	-6.34



Source: Bangko Sentral Ng Pilipinas (BSP)