

**AGENCY PERFORMANCE MEASURES
BP FORM B**

✓	2020 Actual Obligation (Current and Continuing)
x	2021 Current Program (with SAGF & RLIP)
x	2022 Total Proposed Program
	TIER 1
	TIER 2

DEPARTMENT/AGENCY: **DEPARTMENT OF ENVIRONMENT AND NATURAL RESOURCES/MINES AND GEOSCIENCES BUREAU**

PREXC	Program/Sub-Program/Performance Indicator Description	Organizational Outcome/s (OO/s) to which the Program contribute	Baseline Information			Performance		Budget Allocation (P'000)			
						Year 2020		Expense Code	Year 2020 (Actual Current)	Year 2020 (Actual Continuing)	Year 2020 (Actual Current & Continuing)
			Unit	Year	Value	Target	Actual				
	(1)	(2)	(3)	(4)	(5)	(6)	(7)	(8)	(9)	(10)	(11)
	GRAND TOTAL							Total	1,338,855	1,362	1,340,218
								PS	747,967	92	748,059
								MOOE	480,682	1,271	481,953
								CO	110,207	-	110,207
	OTHER RELEASES							PS	31,412	2	31,414
								MOOE	-	-	-
								CO	-	-	-
								Sub-Total	795,712	461	796,173
300000100001000	OPERATIONS							PS	434,232	-	434,232
								MOOE	321,810	461	322,271
								CO	39,671	-	39,671
								Sub-Total	421,856	20	421,876
3100000000000000	ORGANIZATIONAL OUTCOME 1: NATURAL RESOURCES SUSTANABLY MANAGED							PS	310,810	-	310,810
								MOOE	71,375	20	71,396
								CO	39,671	-	39,671
								Sub-Total	312,903	6	312,908
3101000000000000	PROGRAM 1: MINERAL RESOURCES ENFORCEMENT AND REGULATORY PROGRAM							PS	274,159	-	274,159
								MOOE	38,744	6	38,749
								CO	-	-	-
310100100001000	Sub Program - Mineral Regulation Services										
	OUTCOME INDICATOR 1										
	Percentage increase in the revenues of government from mineral resources development			2019	81.69%	10%	10.77%				
	OUTPUT INDICATOR 1										
	Mining Applications (including other mining rights related applications) approved/denied/endorsed within the prescribed period			2019	4,529	3,301	4,116				

**AGENCY PERFORMANCE MEASURES
BP FORM B**

✓	2020 Actual Obligation (Current and Continuing)
x	2021 Current Program (with SAGF & RLIP)
x	2022 Total Proposed Program
	TIER 1
	TIER 2

DEPARTMENT/AGENCY: DEPARTMENT OF ENVIRONMENT AND NATURAL RESOURCES/MINES AND GEOSCIENCES BUREAU

PREXC	Program/Sub-Program/Performance Indicator Description		Organizational Outcome/s (OO/s) to which the Program contribute	Baseline Information			Performance		Budget Allocation (P'000)			
							Year 2020		Expense Code	Year 2020 (Actual Current)	Year 2020 (Actual Continuing)	Year 2020 (Actual Current & Continuing)
				Unit	Year	Value	Target	Actual				
(1)	(2)		(2)	(3)	(4)	(5)	(6)	(7)	(8)	(9)	(10)	(11)
1	Mineral Investment Promotion Program								MOOE	19,027	5	19,031
									CO	-	-	-
	Issuance of mining permits/contracts (including areas within mineral reservations) and other related permits	Issuance of mining permits/contracts (no.)							MOOE	17,111	5	17,115
		a. Agreements/permits/contracts (FTAA/MPSA/EP/ISAGP/ SSMP/MPP)			2018	67	65	91	CO	-	-	-
		b. Other mining related permits			2018	4,254	3,236	4,129				
	Measures to improve Small-Scale Mining per EO No. 79											
	Development of Small-Scale Mining Assistance to Provincial/City Mining Regulatory Board (P/CMRB)/LGUs/Other Stakeholders								MOOE	1,916	-	1,916
		Inventory of Peoples Small-Scale Mining (PSSM).Minahang Bayan (MB) Areas, and Quarry/Sand and Gravel (SAG)/Small-Scale Mining (SSM) Sites (no.)			2018	81	59	63				
		Proposed Minahang Bayan sites endorsed to DENR through MGBCO (no.)					12	13				
		P/CMRBs maintained/operationalized/reconstituted (no)					89	90				
	OUTCOME INDICATOR 2											
	Percentage of monitored mining permits/contracts complying with laws, rules and regulations				2019	63.37%	70%	69%				
	OUTPUT INDICATOR 2											
	Number of mining permits/contracts monitored				2019	940	1,010	1,035				

**AGENCY PERFORMANCE MEASURES
BP FORM B**

✓	2020 Actual Obligation (Current and Continuing)
x	2021 Current Program (with SAGF & RLIP)
x	2022 Total Proposed Program
	TIER 1
	TIER 2

DEPARTMENT/AGENCY: DEPARTMENT OF ENVIRONMENT AND NATURAL RESOURCES/MINES AND GEOSCIENCES BUREAU

PREXC	Program/Sub-Program/Performance Indicator Description	Organizational Outcome/s (OO/s) to which the Program contribute	Baseline Information			Performance		Budget Allocation (P'000)			
						Year 2020		Expense Code	Year 2020 (Actual Current)	Year 2020 (Actual Continuing)	Year 2020 (Actual Current & Continuing)
			Unit	Year	Value	Target	Actual				
(1)		(2)	(3)	(4)	(5)	(6)	(7)	(8)	(9)	(10)	(11)
2	MINING INDUSTRY DEVELOPMENT PROGRAM							MOOE	12,393	1	12,394
	Monitoring/audit of Mining Permits/Contracts/Leases/ Claims/JOAs (including those within Mineral Reservations) as to compliance with: Full Enforcement of Environmental Standards in Mining Operations pursuant to EO No. 79	Permit areas/projects monitored (no.)						MOOE	7,430	-	7,430
		a. Work Program/Terms and Conditions/Requirements		2018	416	505	518		1,738	-	1,738
		b. Safety, Health, Environment and Social Development (SHES) Programs		2018	416	505	517		5,691	-	5,691
		Permit areas/projects audited (no.)						MOOE	572	-	572
	Full Enforcement of Environmental Standards in Mining Operations pursuant to EO No. 79	a. Work Program/Terms and Conditions/Requirements		2019	45	45	6		274	-	274
		Regional Office system audited for WP (no.)				15	15				
		b. Safety, Health, Environment and Social Development (SHES) Programs		2019	45	45	3		298	-	298
		Regional Office system audited for SHES (no.)				15	15				
	Resolution of Complaints/ Cases/Conflicts	Complaints/Cases/conflicts investigated/resolved by: (no.)						MOOE	1,811	1	1,812
		a. MGB				152	199		1,052	-	1,052
		b. Panel of Arbitrators (PAs)				18	18		234	-	234
		c. Mines Adjudication Board (MAB)							525	1	526
		c1. Mines Adjudication Board cases deliberated (no.)				12	15				
		c2. Mines Adjudication Board cases resolved (no.)				12	17				

**AGENCY PERFORMANCE MEASURES
BP FORM B**

✓	2020 Actual Obligation (Current and Continuing)
x	2021 Current Program (with SAGF & RLIP)
x	2022 Total Proposed Program
	TIER 1
	TIER 2

DEPARTMENT/AGENCY: DEPARTMENT OF ENVIRONMENT AND NATURAL RESOURCES/MINES AND GEOSCIENCES BUREAU

PREXC	Program/Sub-Program/Performance Indicator Description	Organizational Outcome/s (OO/s) to which the Program contribute	Baseline Information			Performance		Budget Allocation (P'000)			
						Year 2020		Expense Code	Year 2020 (Actual Current)	Year 2020 (Actual Continuing)	Year 2020 (Actual Current & Continuing)
			Unit	Year	Value	Target	Actual				
(1)		(2)	(3)	(4)	(5)	(6)	(7)	(8)	(9)	(10)	(11)
	Addressing Illegal Mining Operations per EO No. 79										
	Anti-Illegal Mining							MOOE	2,485	-	2,485
		Cease and Desist Orders				44	185		2,116	-	2,116
		Charges filed with the Provincial/City Prosecutors Office (no.)				25	28		369	-	369
	Strengthen Multi-partite Monitoring System	Multi-Partite Monitoring Teams (MMT) of mining project (with permits issued by MGB) operationalized (no.)				184	192	MOOE	94	-	94
3	MINE REHABILITATION PROGRAM							MOOE	7,324	-	7,324
	a. Palawan Quicksilver Mines, Inc. (PQMI)	Monitoring Conducted (no.)		2019	1	4	4	MOOE	6,707	-	6,707
		Implementation of Rehabilitation Measures Studies conducted (no.)				1	1	MOOE	475	-	475
	b. Other Abandoned/ Inactive/Closed Mines							MOOE			
		Reconnaissance Survey (no.)				0	0				
		Risk Assessment and Preparation of Environmental Plan (no.)									
	c. Marcopper							MOOE	142	-	142
		Monitoring reports submitted to MGBCO(no.)				1	2				
31020000000000	PROGRAM 2: MINERAL RESOURCES AND GEOSCIENCES DEVELOPMENT PROGRAM							Total	108,953	15	108,968
								PS	36,651	-	36,651
								MOOE	32,632	15	32,646
								CO	39,671	-	39,671
310200100001000	Sub-Program - Mineral Resources Development										
	OUTCOME INDICATOR 1										
	<i>Number of LGUs informed of the geology and mineral potential</i>			2019	12	12	12				

**AGENCY PERFORMANCE MEASURES
BP FORM B**

✓	2020 Actual Obligation (Current and Continuing)
x	2021 Current Program (with SAGF & RLIP)
x	2022 Total Proposed Program
	TIER 1
	TIER 2

DEPARTMENT/AGENCY: **DEPARTMENT OF ENVIRONMENT AND NATURAL RESOURCES/MINES AND GEOSCIENCES BUREAU**

PREXC	Program/Sub-Program/Performance Indicator Description	Organizational Outcome/s (OO/s) to which the Program contribute	Baseline Information			Performance		Budget Allocation (P'000)			
						Year 2020		Expense Code	Year 2020 (Actual Current)	Year 2020 (Actual Continuing)	Year 2020 (Actual Current & Continuing)
			Unit	Year	Value	Target	Actual				
	(1)	(2)	(3)	(4)	(5)	(6)	(7)	(8)	(9)	(10)	(11)
	OUTPUT INDICATOR 1										
	<i>Percentage of Total Philippine area surveyed for geology and mineral potential</i>			2019	7.60%	3.20%	3.20%				
	OUTPUT INDICATOR 2										
	<i>Number of Mineral Reservation areas assessed/ endorsed for declaration (no.)</i>			2019	15	15	15				
1	COMMUNICATION PLAN FOR MINERAL RESOURCES AND GEOSCIENCES DEVELOPMENT							MOOE CO	4,037 -	4 -	4,041 -
	a. Conduct of Awareness and Advocacy on Mineral Resources and Geosciences Development (MRGD)	LGUs and other stakeholders forum conducted (no.) Radio/TV Guestings (no.) Press releases/photo releases/feature stories (no.)				108 199 712	130 200 722		1,919	2	1,921
	b. Generate/Publish/ Disseminate Information, Education and Communication (IEC) Materials	Website maintained (no.) IEC materials reproduced/distributed (no.) Statistics Reports submitted to MGBCO (no.)				15 12,967 495	15 14,952 495		153	-	153
	c. Capacity Building Program on MRGD Laws, Rules and Regulations	For LGUs and other stakeholders (NGAS, CSOs, etc.) For Small Scale Miners (no.)				23 21	37 23		723	-	723
	d. National and International Linkages	Linkages coordinated (no.)				180	180		1,243	1	1,244

**AGENCY PERFORMANCE MEASURES
BP FORM B**

✓	2020 Actual Obligation (Current and Continuing)
x	2021 Current Program (with SAGF & RLIP)
x	2022 Total Proposed Program
	TIER 1
	TIER 2

DEPARTMENT/AGENCY: DEPARTMENT OF ENVIRONMENT AND NATURAL RESOURCES/MINES AND GEOSCIENCES BUREAU

PREXC	Program/Sub-Program/Performance Indicator Description		Organizational Outcome/s (OO/s) to which the Program contribute	Baseline Information			Performance		Budget Allocation (P'000)			
							Year 2020		Expense Code	Year 2020 (Actual Current)	Year 2020 (Actual Continuing)	Year 2020 (Actual Current & Continuing)
				Unit	Year	Value	Target	Actual				
(1)			(2)	(3)	(4)	(5)	(6)	(7)	(8)	(9)	(10)	(11)
	Establishment of Mineral Reservations per EO No. 79								Sub-Total	60,406	-	60,406
2	NATIONAL MINERAL RESERVATION PROGRAM (SAGF)								MOOE	20,735	-	20,735
									CO	39,671	-	39,671
		Proposed Mineral Reservation areas endorsed (no.)					15	15				
3	Offshore Exploration	Geophysical and Geological Assessment (no.)					1	1	MOOE	7,860	11	7,871
3200000000000000	ORGANIZATIONAL OUTCOME 3: ADAPTIVE CAPACITIES OF HUMAN COMMUNITIES AND NATURAL SYSTEMS IMPROVED								Total	373,857	440	374,297
									PS	123,422	-	123,422
									MOOE	250,434	440	250,875
3203000000000000	PROGRAM 1: GEOLOGICAL RISK AND RESILIENCY PROGRAM								PS	123,422	-	123,422
									MOOE	250,434	440	250,875
320300100001000	Sub-Program - Geological Assessment for Risk Reduction and Resiliency Program (Geoscience Development Services)											
	OUTCOME INDICATOR 1											
	Percentage of LGUs that included geohazard information in their Disaster Risk Reduction and Mitigation Plan, Comprehensive Land Use Plan, and/or Development Plans			2019	77.70%	50%	73.61%					
	OUTPUT INDICATOR 1											
	Number of cities and municipalities where vulnerability and risk assessment was conducted			2019	180	105	104					
	OUTPUT INDICATOR 2											
	Number of LGUs (cities/municipalities) provided with information, education and communication campaigns on geohazards			2019	200	117	118					
	OUTPUT INDICATOR 3											
	Number of LGUs assessed for groundwater resources and vulnerability			2019	91 provinces	44 cities/ municipalities	50 cities/ municipalities					

**AGENCY PERFORMANCE MEASURES
BP FORM B**

✓	2020 Actual Obligation (Current and Continuing)
x	2021 Current Program (with SAGF & RLIP)
x	2022 Total Proposed Program
	TIER 1
	TIER 2

DEPARTMENT/AGENCY: DEPARTMENT OF ENVIRONMENT AND NATURAL RESOURCES/MINES AND GEOSCIENCES BUREAU

PREXC	Program/Sub-Program/Performance Indicator Description		Organizational Outcome/s (OO/s) to which the Program contribute	Baseline Information			Performance		Budget Allocation (P'000)			
							Year 2020		Expense Code	Year 2020 (Actual Current)	Year 2020 (Actual Continuing)	Year 2020 (Actual Current & Continuing)
				Unit	Year	Value	Target	Actual				
	(1)		(2)	(3)	(4)	(5)	(6)	(7)	(8)	(9)	(10)	(11)
1	Land Geological Assessment								MOOE	151,348	379	151,728
	Field Mapping and Survey	LGUs (cities/municipalities) assessed (no.)										
		a. Vulnerability and Risk Assessment (VRA)					105	104		102,435	295	102,731
		b. Updating of 1:10K geohazards maps					105	104		-	-	-
		c. Ground Subsidence Assessment					13	13		12,978	15	12,993
	Conduct of IEC to LGUs	Seminars/Workshops for LGUs (no.)					117	118		23,390	27	23,417
	Geohazards Operation Center	Geohazards Operation Center Maintained (no.)								-		-
	Printing of 1:10,000 scale maps	Mapsheets printed/produced (no.)					32,260	19,599		12,545	42	12,587
2	Coastal Geohazard and Impact of Climate Change								MOOE	24,537	1	24,538
	a. Monitoring of Coastal Municipalities / Cities on accretion and erosion									24,537	1	24,538
		Coastal Cities/Municipalities monitored (no.)					44	42				
3	Geologic Mapping								MOOE	44,842	39	44,881
	Geologic Quadrangle Mapping and Surveys	Quadrangle Assessed (no.)					32	32		28,861	18	28,879
	Laboratory Services	Samples Analyzed (no.)					7,532	7,665		15,981	21	16,002
4	Groundwater Resource Assessment								MOOE	29,708	21	29,729
		LGUs assessed (no.)										
		a. Province										
		b. Cities/Municipalities					44	50				

**AGENCY PERFORMANCE MEASURES
BP FORM B**


✓	2020 Actual Obligation (Current and Continuing)
x	2021 Current Program (with SAGF & RLIP)
x	2022 Total Proposed Program
	TIER 1
	TIER 2


DEPARTMENT/AGENCY: DEPARTMENT OF ENVIRONMENT AND NATURAL RESOURCES/MINES AND GEOSCIENCES BUREAU


PREXC	Program/Sub-Program/Performance Indicator Description	Organizational Outcome/s (OO/s) to which the Program contribute	Baseline Information			Performance		Budget Allocation (P'000)			
						Year 2020		Expense Code	Year 2020 (Actual Current)	Year 2020 (Actual Continuing)	Year 2020 (Actual Current & Continuing)
			Unit	Year	Value	Target	Actual				
	(1)	(2)	(3)	(4)	(5)	(6)	(7)	(8)	(9)	(10)	(11)
	GASS/ STO							Total	511,731	900	512,631
								PS	282,323	90	282,413
								MOOE	158,872	810	159,682
								CO	70,536	-	70,536
1000000000000000	General Administration and Support Services							PS	239,321	90	239,412
								MOOE	55,206	241	55,448
								CO	23,065	-	23,065
2000000000000000	Support to Operations							PS	43,002	-	43,002
								MOOE	103,666	568	104,234
								CO	47,471	-	47,471

Prepared by:

Approved by:


RIZALYN C. DELA CRUZ
Planning Officer


DARIA K. MALINAO
Budget Officer


JOSELITO M. GIRON
Chief Accountant


ATTY. WILFREDO G. MONCANO
Director

**AGENCY PERFORMANCE MEASURES
BP FORM B**

x	2020 Actual Obligation (Current and Continuing)
✓	2021 Current Program (with SAGF & RLIP)
✓	2022 Total Proposed Program
✓	TIER 1
✓	TIER 2

DEPARTMENT/AGENCY: DEPARTMENT OF ENVIRONMENT AND NATURAL RESOURCES/MINES AND GEOSCIENCES BUREAU

PREXC	Program/Sub-Program/Performance Indicator Description	Organizational Outcome/s (OO/s) to which the Program contribute	Baseline Information			Performance			Budget Allocation (P'000)					
						Year 2021 GAA	Year 2022		Expense Code	Year 2021 GAA	Year 2022			
			TIER 1	TIER 2	TIER 1		TIER 2	TOTAL						
			Unit	Year	Value		Proposals				Proposals	Proposals	Proposals	
(1)		(2)	(3)	(4)	(5)	(8)	(9)	(10)	(11)	(12)	(13)	(14)	(15)	
	GRAND TOTAL													
									Total	1,456,518	1,244,335	527,886	1,772,221	
									PS	746,893	747,435	11,836	759,271	
									MOOE	617,765	496,900	176,319	673,219	
									CO	91,860	-	339,732	339,732	
300000100001000	OPERATIONS								Sub-Total	953,043	862,717	215,208	1,077,925	
									PS	454,315	455,067	-	455,067	
									MOOE	455,012	407,650	71,345	478,995	
									CO	43,716	-	143,863	143,863	
								Sub-Total	558,418	515,642	168,504	684,147		
310000000000000	ORGANIZATIONAL OUTCOME 1: NATURAL RESOURCES SUSTANABLY MANAGED								PS	331,645	333,058	-	333,058	
									MOOE	183,057	182,585	68,178	250,763	
									CO	43,716	-	100,326	100,326	
								Sub-Total	346,234	396,509	10,139	406,649		
310100000000000	PROGRAM 1: MINERAL RESOURCES ENFORCEMENT AND REGULATORY PROGRAM								PS	297,794	301,179	-	301,179	
									MOOE	48,440	95,331	7,539	102,870	
									CO	-	-	2,600	2,600	
310100100001000	Sub Program - Mineral Regulation Services													
	OUTCOME INDICATOR 1													
	Percentage increase in the revenues of government from mineral resources development			2019	81.69%	10%	10%							
	OUTPUT INDICATOR 1													
	Mining Applications (including other mining rights related applications) approved/denied/endorsed within the prescribed period			2019	4,529	3,646	3,764							

**AGENCY PERFORMANCE MEASURES
BP FORM B**

x	2020 Actual Obligation (Current and Continuing)
✓	2021 Current Program (with SAGF & RLIP)
✓	2022 Total Proposed Program
✓	TIER 1
✓	TIER 2

DEPARTMENT/AGENCY: DEPARTMENT OF ENVIRONMENT AND NATURAL RESOURCES/MINES AND GEOSCIENCES BUREAU

PREXC	Program/Sub-Program/Performance Indicator Description		Organizational Outcome/s (OO/s) to which the Program contribute	Baseline Information			Performance			Budget Allocation (P'000)					
							Year 2021 GAA	Year 2022		Expense Code	Year 2021 GAA	Year 2022			
								TIER 1	TIER 2			TIER 1	TIER 2	TOTAL	
				Proposals		Proposals		Proposals	Proposals						
(1)			(2)	(3)	(4)	(5)	(8)	(9)	(10)	(11)	(12)	(13)	(14)	(15)	
1	Mineral Investment Promotion Program									MOOE	21,945	6,443	-	6,443	
	Issuance of mining permits/contracts (including areas within mineral reservations) and other related permits	Issuance of mining permits/contracts (no.)								MOOE	18,605	774		774	
		a. Agreements/permits/contracts (FTAA/MPSA/EP/ISAGP/ SSMP/MPP)		2018	67	75	135								
		b. Other mining related permits		2018	4,254	3,571	3,629								
		Use It or Lose It Policy	Mining Applications with Final Action (no.)				156	300		MOOE	719	90		90	
	Measures to improve Small-Scale Minina per EO No. 79														
	Development of Small-Scale Mining Assistance to Provincial/City Mining Regulatory Board (P/CMRB)/LGUs/Other Stakeholders									MOOE	2,621	5,579		5,579	
		Declared Minahang Bayan (MB) Sites (no.)						5							
		Inventory of Peoples Small-Scale Mining (PSSM).Minahang Bayan (MB) Areas, and Quarry/Sand and Gravel (SAG)/Small-Scale Mining (SSM) Sites (no.)		2018	81	89	87								
		Proposed Minahang Bayan sites endorsed to DENR through MGBCO (no.)				16	12								
		Declared Minahang Bayan Sites Monitored (no.)				35	39								
		P/CMRBs maintained/operationalized/reconstituted (no)				88	89								
		OUTCOME INDICATOR 1													
	Percentage of monitored mining permits/contracts complying with laws, rules and regulations			2019	63.37%	75%	75%								
	OUTPUT INDICATOR 1														
	Number of mining permits/contracts monitored			2019	940	1,030	1,226								

**AGENCY PERFORMANCE MEASURES
BP FORM B**

x	2020 Actual Obligation (Current and Continuing)
✓	2021 Current Program (with SAGF & RLIP)
✓	2022 Total Proposed Program
✓	TIER 1
✓	TIER 2

DEPARTMENT/AGENCY: DEPARTMENT OF ENVIRONMENT AND NATURAL RESOURCES/MINES AND GEOSCIENCES BUREAU

PREXC	Program/Sub-Program/Performance Indicator Description		Organizational Outcome/s (OO/s) to which the Program contribute	Baseline Information			Performance			Budget Allocation (P'000)				
							Year 2021 GAA	Year 2022		Expense Code	Year 2021 GAA	Year 2022		
								TIER 1	TIER 2			TIER 1	TIER 2	TOTAL
				Proposals				Proposals	Proposals			Proposals		
(1)			(2)	(3)	(4)	(5)	(8)	(9)	(10)	(11)	(12)	(13)	(14)	(15)
2	MINING INDUSTRY DEVELOPMENT PROGRAM								MOOE CO	17,760	28,054	320	28,374	
												2,600	2,600	
	Monitoring/audit of Mining Permits/Contracts/Leases/ Claims/JOAs (including those within Mineral Reservations) as to compliance with: Full Enforcement of Environmental Standards in Mining Operations pursuant to EO No. 79	Permit areas/projects monitored (no.)							MOOE	11,771	24,361	-	24,361	
		a. Work Program/Terms and Conditions/Requirements			2018	416	515	613		3,013	7,056		7,056	
		b. Safety, Health, Environment and Social Development (SHES) Programs			2018	416	515	613		8,758	17,305		17,305	
		Permit areas/projects audited (no.)							MOOE CO	5,989	3,693	320 2,600	4,013	
		a. Work Program/Terms and Conditions/Requirements			2019	45				3,528	1,615		1,615	
		Regional Office system audited for WP (no.)					15	15						
		Application of Real/Semi-realtime monitoring instruments in tailings storage facilities (TSF) in mining operation							MOOE CO			320 2,600	320 2,600	
		b. Safety, Health, Environment and Social Development (SHES) Programs			2019	45				2,461	2,078		2,078	
		Regional Office system audited for SHES (no.)					15	15						
		Number of mining contractors/ permit holders with rehabilitatio/ reforestation accomplishment report validated	Validated Mining Forest Program/ National Greening Program reports (no.)						25					

**AGENCY PERFORMANCE MEASURES
BP FORM B**

x	2020 Actual Obligation (Current and Continuing)
✓	2021 Current Program (with SAGF & RLIP)
✓	2022 Total Proposed Program
✓	TIER 1
✓	TIER 2

DEPARTMENT/AGENCY: DEPARTMENT OF ENVIRONMENT AND NATURAL RESOURCES/MINES AND GEOSCIENCES BUREAU

PREXC	Program/Sub-Program/Performance Indicator Description		Organizational Outcome/s (OO/s) to which the Program contribute	Baseline Information			Performance			Budget Allocation (P'000)				
							Year 2021 GAA	Year 2022		Expense Code	Year 2021 GAA	Year 2022		
								TIER 1	TIER 2			TIER 1	TIER 2	TOTAL
				Proposals		Proposals		Proposals	Proposals					
(1)			(2)	(3)	(4)	(5)	(8)	(9)	(10)	(11)	(12)	(13)	(14)	(15)
	Strengthen Multi-partite Monitoring System	Multi-Partite Monitoring Teams (MMT) of mining project (with permits issued by MGB) operationalized (no.)					198	231						
3	MINE REHABILITATION PROGRAM									MOOE	1,678	4,378	7,219	11,598
	a.1 Palawan Quicksilver Mines, Inc. (PQMI)	Project Monitoring and Supervision Conducted (no.)				1					1,327	3,962		3,962
		Studies conducted (no.)				3								
	a.2 Implementation of EMP and Other Rehabilitation Measures for PQMI (ERDB)	Implementation of EMP and Other Rehabilitation Measures for PQMI (ERDB)					1							
		Supervision and Monitoring conducted (no.)					4							
		Audit on the implementation of PQMI EMP (no.)					4							
	b. Other Abandoned/ Inactive/Closed Mines	Other Abandoned Mines monitored (no.)				10	10				316	205		205
		No. of Environmental Management Plan prepared							2				7,219	7,219
	c. Marcopper	Monitoring reports submitted to MGBCO(no.)				4	4				35	212		212
4	Resolution of Complaints/ Cases/Conflicts									MOOE	7,057	56,455	-	56,455
	a. Complaints/Cases/conflicts investigated/resolved by: (no.)									MOOE	4,581	5,582	-	5,582
		a. MGB				155	155				2,211	2,350		2,350
		b. Panel of Arbitrators (PAs)												
		Panel of Arbitrators Decided (no.)				17	16				242	882		882
		Panel of Arbitrators Resolved (no.)				17	12							
		c. Mines Adjudication Board (MAB)												
		Mines Adjudication Board cases deliberated (no.)				12	12							
		Mines Adjudication Board Cases decided-Original Appeal (no.)				12	12				2,127	2,351		2,351
		Mines Adjudication Board Case Resolved - Motions (no.)				3	3							

**AGENCY PERFORMANCE MEASURES
BP FORM B**

x	2020 Actual Obligation (Current and Continuing)
✓	2021 Current Program (with SAGF & RLIP)
✓	2022 Total Proposed Program
✓	TIER 1
✓	TIER 2

DEPARTMENT/AGENCY: **DEPARTMENT OF ENVIRONMENT AND NATURAL RESOURCES/MINES AND GEOSCIENCES BUREAU**

PREXC	Program/Sub-Program/Performance Indicator Description		Organizational Outcome/s (OO/s) to which the Program contribute	Baseline Information			Performance			Budget Allocation (P'000)				
							Year 2021 GAA	Year 2022		Expense Code	Year 2021 GAA	Year 2022		
				TIER 1	TIER 2	TIER 1		TIER 2	TOTAL					
				Unit	Year	Value		Proposals				Proposals	Proposals	Proposals
(1)			(2)	(3)	(4)	(5)	(8)	(9)	(10)	(11)	(12)	(13)	(14)	(15)
	b. Assistance to PENRO/CENRO by embedded personnel	Preliminary Investigation conducted with report submitted to RD (no.)					186	204				46,890		46,890
	Addressing Illegal Mining Operations per EO No. 79													
	Anti-Illegal Mining									MOOE	2,476	3,984		3,984
		Cease and Desist Orders issued/implemented (no.)					59	68			2,172	3,622		3,622
		Charges filed with the Provincial/City Prosecutors Office (no.)					29	26			304	362		362
310200000000000	PROGRAM 2: MINERAL RESOURCES AND GEOSCIENCES DEVELOPMENT PROGRAM									Total	212,184	119,133	158,365	277,498
									PS	33,851	31,879	-	31,879	
									MOOE	134,617	87,254	60,639	147,893	
									CO	43,716	-	97,726	97,726	
310200100001000	Sub-Program - Mineral Resources Development													
	OUTCOME INDICATOR 1													
	Number of LGUs informed of the geology and mineral potential			2019	12	12	12							
	OUTPUT INDICATOR 1													
	Percentage of Total Philippine area surveyed for geology and mineral potential			2019	7.60%	6.20%	5.40%							
	OUTPUT INDICATOR 2													
	Number of Mineral Reservation areas assessed/ endorsed for declaration (no.)			2019	15	7								
	Number of Mineral Reservation areas assessed for future development (no.)								8					
1	COMMUNICATION PLAN FOR MINERAL RESOURCES AND									MOOE	4,631	9,181	-	9,181
	a. Conduct of Awareness and Advocacy on Mineral Resources and Geosciences Development (MRGD)	LGUs and other stakeholders forum conducted (no.)					16	68		2,027	4,303		4,303	
		Radio/TV Guestings (no.)				30	66							
		Press releases/photo releases/feature stories (no.)				360	360							

**AGENCY PERFORMANCE MEASURES
BP FORM B**

x	2020 Actual Obligation (Current and Continuing)
✓	2021 Current Program (with SAGF & RLIP)
✓	2022 Total Proposed Program
✓	TIER 1
✓	TIER 2

DEPARTMENT/AGENCY: DEPARTMENT OF ENVIRONMENT AND NATURAL RESOURCES/MINES AND GEOSCIENCES BUREAU

PREXC	Program/Sub-Program/Performance Indicator Description		Organizational Outcome/s (OO/s) to which the Program contribute	Baseline Information			Performance			Budget Allocation (P'000)				
							Year 2021 GAA	Year 2022		Expense Code	Year 2021 GAA	Year 2022		
								TIER 1	TIER 2			TIER 1	TIER 2	TOTAL
				Proposals				Proposals	Proposals			Proposals		
(1)			(2)	(3)	(4)	(5)	(8)	(9)	(10)	(11)	(12)	(13)	(14)	(15)
	b. Generate/Publish/ Disseminate Information, Education and Communication (IEC) Materials	Website and Social Media (Facebook/Youtube/Twitter/Instagram) maintained/ monitored (no.)				30	30		213	324	324			
		IEC materials/collaterals (caps, t-shirts, masks, etc.) produced/reproduced/ distributed (including climate change) (no.)				7,500	7,500							
		Statistics Reports submitted to MGBCO (no.)				495	495							
	c. Capacity Building Program on MRGD Laws, Rules and Regulations	For LGUs and other stakeholders (NGAS, CSOs, etc.)				18	25		1,267	3,272	3,272			
		For Small Scale Miners (no.)				29	30							
	d. National and International Linkages	Linkages coordinated (no.)				180	180		1,125	1,282	1,282			
	Establishment of Mineral Reservations per EO No. 79													
2	NATIONAL MINERAL RESERVATION PROGRAM (SAGF)								MOOE	47,362	-	60,639	60,639	
	Upgrading and Development of Existing Mineral Reservation Areas	Existing Mineral Reservation areas monitored and upgraded (no.)				8		8	CO	43,716	-	97,726	97,726	
									MOOE	14,990	-	25,517	25,517	
	Establishment of New Mineral Reservations	New mineral reservation areas assessed/endorsed for declaration (no.)				7		8	MOOE	12,832	-	12,677	12,677	
									Research and Development/Special Projects	Areas assessed and studied for REE (no.)				5
	Major river systems assessed (line km.)				125		90							
	Capacity Building					2								

**AGENCY PERFORMANCE MEASURES
BP FORM B**

x	2020 Actual Obligation (Current and Continuing)
✓	2021 Current Program (with SAGF & RLIP)
✓	2022 Total Proposed Program
✓	TIER 1
✓	TIER 2

DEPARTMENT/AGENCY: **DEPARTMENT OF ENVIRONMENT AND NATURAL RESOURCES/MINES AND GEOSCIENCES BUREAU**

PREXC	Program/Sub-Program/Performance Indicator Description		Organizational Outcome/s (OO/s) to which the Program contribute	Baseline Information			Performance			Budget Allocation (P'000)				
							Year 2021 GAA	Year 2022		Expense Code	Year 2021 GAA	Year 2022		
								TIER 1	TIER 2			TIER 1	TIER 2	TOTAL
				Proposals		Proposals		Proposals	Proposals					
(1)			(2)	(3)	(4)	(5)	(8)	(9)	(10)	(11)	(12)	(13)	(14)	(15)
	Advance Exploration	Sites assessed (no.)						2	MOOE		-	3,172	3,172	
		Areas assessed for critical/strategic minerals (hectares)						8,910						
	Program Administration	MGB Facilities/Equipment upgraded/maintained/enhanced (no.)							MOOE	6,282	-	2,725	2,725	
									CO	43,716	-	56,011	56,011	
	Geological Studies and Marine Exploration of Philippine Seas (West Phil Sea)	Coastal, nearshore and offshore areas surveyed (adjacent to areas with potential iron and placer deposits)							MOOE			7,144	7,144	
									CO			37,820	37,820	
3	Geologic Mapping-Tranferred from OO3 to OO1 for FY 2021								MOOE	62,064	61,600	-	61,600	
	Geological Mapping and Surveys - Quadrangle Mapping	Quadrangles assessed/surveyed (no.)				64	54			43,544	41,620		41,620	
		Advance Exploration area assessed (no.)				1								
		Field Updating of Geologic Maps-Quadrangles updated					10							
		Existing 1:50,000 scale geologic maps upgraded (no.)				139	20							
	Provision of Laboratory Services	Samples Analyzed (no.)				7,268	7,666		18,520	19,980		19,980		
		Determinations made (no.)				587,360	495,510							
		Metallurgical Test conducted (no.)				2,600								
Mineral Resource Inventory	Provincial Resource Maps updated and submitted to MGBCO (no.)				15	15								
4	Offshore Exploration	Geophysical and Geological Assessment (no.)				2	2		MOOE	20,559	16,473		16,473	
3200000000000000	ORGANIZATIONAL OUTCOME 3: ADAPTIVE CAPACITIES OF HUMAN COMMUNITIES AND NATURAL SYSTEMS IMPROVED								Total	394,625	347,075	46,704	393,779	
									PS	122,670	122,009	-	122,009	
									MOOE	271,955	225,066	3,167	228,233	
									CO	-	-	43,537	43,537	
3203000000000000	PROGRAM 1: GEOLOGICAL RISK REDUCTION AND RESILIENCY PROGRAM								PS	122,670	122,009	-	122,009	
									MOOE	271,955	225,066	3,167	228,233	
									CO		-	43,537	43,537	

AGENCY PERFORMANCE MEASURES
BP FORM B

x	2020 Actual Obligation (Current and Continuing)
✓	2021 Current Program (with SAGF & RLIP)
✓	2022 Total Proposed Program
✓	TIER 1
✓	TIER 2

DEPARTMENT/AGENCY: DEPARTMENT OF ENVIRONMENT AND NATURAL RESOURCES/MINES AND GEOSCIENCES BUREAU

PREXC	Program/Sub-Program/Performance Indicator Description		Organizational Outcome/s (OO/s) to which the Program contribute	Baseline Information			Performance			Budget Allocation (P'000)				
							Year 2021 GAA	Year 2022		Expense Code	Year 2021 GAA	Year 2022		
				TIER 1	TIER 2	TIER 1		TIER 2	TOTAL					
				Unit	Year	Value		Proposals				Proposals	Proposals	Proposals
(1)			(2)	(3)	(4)	(5)	(8)	(9)	(10)	(11)	(12)	(13)	(14)	(15)
320300100001000	Sub-Program - Geological Assessment for Risk Reduction and Resiliency													
	OUTCOME INDICATOR 1													
	Percentage of LGUs that included geohazard information in their Disaster Risk Reduction and Mitigation Plan, Comprehensive Land Use Plan, and/or Development Plans			2019	77.70%	50%	50%							
	OUTPUT INDICATOR 1													
	Number of cities and municipalities where vulnerability and risk assessment was conducted			2019	180	80	80							
	OUTPUT INDICATOR 2													
	Number of LGUs (cities/municipalities) provided with information, education and communication campaigns on geohazards			2019	200	90	90							
	OUTPUT INDICATOR 3													
	Number of LGUs assessed for groundwater resources and vulnerability			2019	91 cities/ municipalities	50 cities/ municipalities	50 cities/ municipalities							
Number of LGUs (cities/municipalities) provided with information, education and communication campaigns on groundwater resources and vulnerability								81 cities/ municipalities						
1	Land Geological Assessment									MOOE CO	189,575	127,251	818	128,069
												-	22,992	22,992
	Field Mapping and Survey	LGUs (cities/municipalities) assessed (no.)												
		a. Vulnerability and Risk Assessment (VRA)					80	80		MOOE	103,161	72,382		72,382
		b. Updating of 1:10K geohazards maps					80	80						
		c. Karst Subsidence Hazard Mapping and Assessment					18	24		MOOE CO	9,737	15,561	818	16,379
		d. Disaster – affected city/municipality assessed (no.)						12		MOOE		2,595		2,595

**AGENCY PERFORMANCE MEASURES
BP FORM B**

x	2020 Actual Obligation (Current and Continuing)
✓	2021 Current Program (with SAGF & RLIP)
✓	2022 Total Proposed Program
✓	TIER 1
✓	TIER 2

DEPARTMENT/AGENCY: DEPARTMENT OF ENVIRONMENT AND NATURAL RESOURCES/MINES AND GEOSCIENCES BUREAU

PREXC	Program/Sub-Program/Performance Indicator Description		Organizational Outcome/s (OO/s) to which the Program contribute	Baseline Information			Performance			Budget Allocation (P'000)				
							Year 2021 GAA	Year 2022		Expense Code	Year 2021 GAA	Year 2022		
								TIER 1	TIER 2			TIER 1	TIER 2	TOTAL
				Proposals		Proposals		Proposals	Proposals					
(1)			(2)	(3)	(4)	(5)	(8)	(9)	(10)	(11)	(12)	(13)	(14)	(15)
		e. Environmentally Critical Areas assessed for geohazards (no.)						15		MOOE		3,219		3,219
	Conduct of IEC to LGUs	Seminars/Workshops for LGUs (no.)				90	90		MOOE	23,824	24,969		24,969	
		Number of Man and Women involved					675							
	Capacity Building on Geosciences	Training/seminars conducted for/ attended by MGB technical personnel (no.)				81	88		MOOE	2,174	5,272		5,272	
	Geohazards Operation Center	Geohazards Operation Center Maintained (no.)				15	15		MOOE	5,643	3,253		3,253	
	Printing of 1:10,000 scale maps	Geohazards Maps printed (no.)				6,325	2,654		MOOE	45,037	-		-	
		Geospatial Maps and Cross-sectional data maintained (no.)					10,737							
	Geo Portal updated	Geological and Geographical database maintained (no.)					1							
2	Coastal Geohazard and Impact of Climate Change								MOOE	35,778	54,618	-	54,618	
	a. Monitoring of Coastal Municipalities / Cities on accretion and erosion	Coastal Municipal LGUs (Cities/Municipalities) monitored (no.)				20	62			35,778	54,618		54,618	
3	Groundwater Resource Assessment	LGUs assessed (no.)							MOOE	46,602	43,197		43,197	
		Cities/Municipalities				50	50							
		IEC Conducted (no.)							MOOE			2,349	2,349	
		Cities/Municipalities						81	CO			20,545	20,545	

AGENCY PERFORMANCE MEASURES
BP FORM B

x	2020 Actual Obligation (Current and Continuing)
✓	2021 Current Program (with SAGF & RLIP)
✓	2022 Total Proposed Program
✓	TIER 1
✓	TIER 2

DEPARTMENT/AGENCY: DEPARTMENT OF ENVIRONMENT AND NATURAL RESOURCES/MINES AND GEOSCIENCES BUREAU


PREXC	Program/Sub-Program/Performance Indicator Description		Organizational Outcome/s (OO/s) to which the Program contribute	Baseline Information			Performance		Budget Allocation (P'000)					
							Year 2021 GAA	Year 2022		Expense Code	Year 2021 GAA	Year 2022		
				TIER 1	TIER 2	TIER 1		TIER 2	TOTAL					
				Unit	Year	Value		Proposals				Proposals	Proposals	Proposals
(1)			(2)	(3)	(4)	(5)	(8)	(9)	(10)	(11)	(12)	(13)	(14)	(15)
	GASS/ STO								Total	503,475	381,618	312,678	694,296	
								PS	292,578	292,368	11,836	304,204		
								MOOE	162,753	89,250	104,973	194,223		
								CO	48,144	-	195,869	195,869		
1000000000000000	General Administration and Support Services								PS	249,614	244,650	11,836	256,486	
								MOOE	68,838	68,838	8,535	77,373		
								CO	16,129	-	70,961	70,961		
2000000000000000	Support to Operations								PS	42,964	47,718	-	47,718	
								MOOE	93,915	20,412	96,438	116,850		
								CO	32,015	-	124,908	124,908		


Prepared by:

Approved by:


RIZALYN C. DELA CRUZ
Planning Officer


DARIA K. MALINAO
Budget Officer


JOSELITO M. GIRON
Chief Accountant


ATTY. WILFREDO G. MONCANO
Director