

FY 2017 PHYSICAL PLAN

Particulars	UACS CODE	Current Year's Accomplishment			Physical Target (Budget Year)					Variance	Remarks
		Actual Jan.1-Sept.30	Estimate Oct.1-Dec.30	Total 5=3+4	Total 6=7+8+9+10	1st Quarter 7	2nd Quarter 8	3rd Quarter 9	4th Quarter 10		
1	2	3	4	5=3+4	6=7+8+9+10	7	8	9	10	11=6-5	12
Quantity											
Number of sites and facilities monitored and/or inspected with reports issued											
Number of mining permits/contracts monitored and/or inspected with reports issued											
Quality											
Percentage of mining permits/contracts with 1 or more violations over the last 3 years											
Timeliness											
Percentage of mining permits/contracts that have been inspected more than twice in the last 2 years											
Percentage of sites that have been inspected more than twice in the last 2 years											
Enforcement											
Quantity											Most of the complaints are endorsed by Regions to Central Office; Central Office provides technical assistance.
Number of violations or complaints acted upon with reports issued		9	2	11							
Quality											
Percentage of submitted reports that resulted in the issuance of notice of violations and penalties imposed		0	0	0							
Timeliness											
Percentage of complaints or detected violations that are acted upon earlier than the prescribed period		67	100	73							

Prepared By:

  
 Frandson, P. Jocelyn  
 Planning Services Head / Planning Officer  
 Date: 01/Feb/2017

In coordination with:

  
 Noble, Glenn Marcelo  
 Financial Services Head / Budget Officer  
 Date: 01/Feb/2017

Approved By:

  
 Jacinto, Mario Luis  
 Agency Head / Department Secretary  
 Date: 02/Feb/2017

This report was generated using the Unified Reporting System



[illegible]

Particulars	UACS CODE	Current Year's Accomplishment			Physical Target (Budget Year)					Variance	Remarks
		Actual Jan.1-Sept.30	Estimate Oct.1-Dec.30	Total 5=3+4	Total 6=7+8+9+10	1st Quarter	2nd Quarter	3rd Quarter	4th Quarter		
1	2	3	4	5=3+4	6=7+8+9+10	7	8	9	10	11=6-5	12
Quantity											
Number of violations or complaints acted upon with reports issued		19	5	24	24	4	6	8	6		
Quality											
Percentage of submitted reports that resulted in the issuance of notice of violations and penalties imposed		6.67%		5%	10%	10%	10%	10%	10%		
Timeliness											
Percentage of complaints or detected violations that are acted upon earlier than the prescribed period		93.33%	100%	95%	90%	90%	90%	90%	90%		

Prepared By:

In coordination with:

Approved By:

  
Saled Demetria

Planning Services Head / Planning Officer

Date: 05/Dec/2016

  
Pangariban Catalina

Financial Services Head / Budget Officer

Date: 05/Dec/2016

  
Jacinto, Mario L.

Agency Head / Department Secretary

Date: 14/Dec/2016

This report was generated using the Unified Reporting System




[illegible]

Particulars	UACS CODE	Current Year's Accomplishment			Physical Target (Budget Year)					Variance	Remarks
		Actual Jan.1-Sept.30	Estimate Oct.1-Dec.30	Total 5=3+4	Total 6=7+8+9+10	1st Quarter 7	2nd Quarter 8	3rd Quarter 9	4th Quarter 10		
1	2	3	4	5=3+4	6=7+8+9+10	7	8	9	10	11=6-5	12
Quantity											
Number of violations or complaints acted upon with reports issued		20	0	20	8	2	3	2	1		demand driven / client dependent
Quality											
Percentage of submitted reports that resulted in the issuance of notice of violations and penalties imposed		5.68%		5.68%	10%	10%	10%	10%	10%		
Timeliness											
Percentage of complaints or detected violations that are acted upon earlier than the prescribed period		94.12%		94.12%	90%	90%	90%	90%	90%		

Prepared By:

In coordination with:

Approved By:

  
Tunggara, Christine Mae  
Planning Services Head / Planning Officer  
Date: 06/Dec/2016

  
Yaseg, Carlos  
Financial Services Head / Budget Officer  
Date: 05/Dec/2016

  
Jacinto, Mario Luis  
Agency Head / Department Secretary  
Date: 14/Dec/2016

*This report was generated using the Unified Reporting System*



Department: Department of Environment and Natural Resources (DENR)  
Agency: Mines and Geo-Sciences Bureau  
Operating Unit: Regional Office - II  
Organization Code (UACS): 100030300002

[illegible]


Particulars	UACS CODE	Current Year's Accomplishment			Physical Target (Budget Year)					Variance	Remarks
		Actual Jan.1-Sept.30	Estimate Oct.1-Dec.30	Total 5=3+4	Total 6=7+8+9+10	1st Quarter	2nd Quarter	3rd Quarter	4th Quarter		
1	2	3	4	5=3+4	6=7+8+9+10	7	8	9	10	11=6-5	12
Number of mining permits/contracts monitored and/or inspected with reports issued					24	4	8	2	10	-32	contracts were expired or cancelled
Quality											
Percentage of mining permits/contracts with 1 or more violations over the last 3 years		0	0	0	10	10	10	10	10	10	
Timeliness											
Percentage of mining permits/contracts that have been inspected more than twice in the last 2 years					100	100	100	100	100	0	
Percentage of sites that have been inspected more than twice in the last 2 years		100	100	100							
Enforcement											
Quantity											
Number of violations or complaints acted upon with reports issued		14	1	15	6	1	1	1	3	-8	decreasing number of complaints received/ filed
Quality											
Percentage of submitted reports that resulted in the issuance of notice of violations and penalties imposed		0	0	0	10	10	10	10	10	10	
Timeliness											
Percentage of complaints or detected violations that are acted upon earlier than the prescribed period		80	90	85	90	90	90	90	90	5	

Prepared By:

In coordination with:

Approved By:

  
 Duran, Patricia Jane  
 Planning Services Head / Planning Officer  
 Date: 02/Dec/2016

  
 Catabay, Erlinda  
 Financial Services Head / Budget Officer  
 Date: 02/Dec/2016

  
 Jacinto, Mario Luis  
 Agency Head / Department Secretary  
 Date: 14/Dec/2016

This report was generated using the Unified Reporting System



[illegible]

Particulars	UACS CODE	Current Year's Accomplishment			Physical Target (Budget Year)					Variance	Remarks
		Actual Jan. 1-Sept.30	Estimate Oct. 1-Dec.30	Total 5=3+4	Total 6=7+8+9+10	1st Quarter 7	2nd Quarter 8	3rd Quarter 9	4th Quarter 10		
1	2	3	4	5=3+4	6=7+8+9+10	7	8	9	10	11=6-5	12
2 years					100	100	100	100	100		
Percentage of sites that have been inspected more than twice in the last 2 years		100	100	100							
Enforcement											
Quantity											
Number of violations or complaints acted upon with reports issued		24	2	26	16	4	4	5	3	-8	
Quality											
Percentage of submitted reports that resulted in the issuance of notice of violations and penalties imposed		0		0	10	10	10	10	10		
Timeliness											
Percentage of complaints or detected violations that are acted upon earlier than the prescribed period		86.89	100	90	90	90	90	90	90		

Prepared By:

  
Cruz, Elenita  
 Planning Services Head / Planning Officer  
 Date: 13/Jan/2017

In coordination with:

  
Carbonell, Joselyn  
 Financial Services Head / Budget Officer  
 Date: 13/Jan/2017

Approved By:

  
Jacinto, Mario Luis  
 Agency Head / Department Secretary  
 Date: 13/Jan/2017

*This report was generated using the Unified Reporting System*




## FY 2017 PHYSICAL PLAN

Department: Department of Environment and Natural Resources (DENR)  
 Agency: Mines and Geo-Sciences Bureau  
 Operating Unit: Regional Office - IVA  
 Organization Code (UACS): 100030300004

Particulars	UACS CODE	Current Year's Accomplishment			Physical Target (Budget Year)					Variance	Remarks
		Actual Jan.1-Sept.30	Estimate Oct.1-Dec.30	Total	Total	1st Quarter	2nd Quarter	3rd Quarter	4th Quarter		
1	2	3	4	5=3+4	6=7+8+9+10	7	8	9	10	11=6-5	12
Part A											
I. Operations											
MFO 1: MINERAL RESOURCE DEVELOPMENT SERVICES	000003010000000										
Quantity											
Number of new mineral reservation areas assessed/endorsed for declaration											
Quality											
Percentage of identified mineral reservation area that is surveyed											
Percentage of stakeholders who rate the quality of MGB mineral reservation maps as good or better											
Percentage increase in Peso value for royalty payments collected											
Timeliness											
Percentage of the Philippine territory surveyed (geological exploration)											
MFO 2: MINING REGULATION SERVICES	000003020000000										
Permit Issuance											
Quantity											
Number of mining permits/contracts and other mining-related permits/documents approved/endorsed for approval					27	4	7	9	7	(7)	
Number of mining permits/contracts issued and agreements endorsed for approval		34		34							
Timeliness											
Percentage of agreements entered into within 4 months from tendering		97%		97%							
Percentage of mining permits/contracts and other mining-related permits/documents approved/endorsed for approval within 4 months from filing of application					90%	90%	90%	90%	90%		
Monitoring											
Quantity											
Number of sites and facilities monitored and/or inspected with reports issued		91	10	101							
Number of mining permits/contracts monitored and/or inspected with reports issued					81	19	32	21	9		
Quality											
Percentage of mining permits/contracts with 1 or more violations over the last 3 years		0%	0%	0%	10%	10%	10%	10%	10%		
Timeliness											
Percentage of mining permits/contracts that have been inspected more than twice in the last 2 years					100%	100%	100%	100%	100%		
Percentage of sites that have been inspected more than twice in the last 2 years		100%	100%	100%							
Enforcement											

Particulars	UACS CODE	Current Year's Accomplishment			Physical Target (Budget Year)					Variance	Remarks
		Actual Jan.1- Sept.30	Estimate Oct.1- Dec.30	Total	Total	1st Quarter	2nd Quarter	3rd Quarter	4th Quarter		
1	2	3	4	5=3+4	6=7+8+9+10	7	8	9	10	11=6-5	12
Quantity											
Number of violations or complaints acted upon with reports issued		11		11	10	1	3	5	1	(1)	
Quality											
Percentage of submitted reports that resulted in the issuance of notice of violations and penalties imposed		54.55%		54.55%	10%	10%	10%	10%	10%		Based on the result of investigations, not all complaints acted upon has a valid grounds for the issuance of notice of violations/penalties
Timeliness											
Percentage of complaints or detected violations that are acted upon earlier than the prescribed period		90.91%		90.91%	90%	90%	90%	90%	90%		


Prepared By:

  
 Rina G. Garnella  
 Planning Services Head / Planning Officer  
 Date: 13/Jan/2017

In coordination with:

  
 Rebulante, Roselle  
 Financial Services Head / Budget Officer  
 Date: 13/Jan/2017

Approved By:

  
 Jacinto, Maria Lys  
 Agency Head / Department Secretary  
 Date: 13/Jan/2017

This report was generated using the Unified Reporting System



[illegible]

Particulars	UACS CODE	Current Year's Accomplishment			Physical Target (Budget Year)					Variance	Remarks
		Actual Jan.1-Sept.30	Estimate Oct.1-Dec.30	Total	Total	1st Quarter	2nd Quarter	3rd Quarter	4th Quarter		
1	2	3	4	5=3+4	6=7+8+9+10	7	8	9	10	11=6-5	12
Quantity											
Number of violations or complaints acted upon with reports issued		8	1	9	7	1	2	2	2		
Quality											
Percentage of submitted reports that resulted in the issuance of notice of violations and penalties imposed		50%	0%	50%	10%	10%	10%	10%	10%		Issuance of notice of violation depends on the result of investigation
Timeliness											
Percentage of complaints or detected violations that are acted upon earlier than the prescribed period		58%	100%	69%	90%	90%	90%	90%	90%		

Prepared By:

In coordination with:

Approved By:

  
Hazel Marie Luna  
Planning Services Head / Planning Officer  
Date: 13/Jan/2017

  
Gaby Rich Kristofer  
Financial Services Head / Budget Officer  
Date: 13/Jan/2017

  
Jacinto Mado Lala  
Agency Head / Department Secretary  
Date: 13/Jan/2017

This report was generated using the Unified Reporting System



[illegible]

Particulars	UACS CODE	Current Year's Accomplishment			Physical Target (Budget Year)					Variance	Remarks
		Actual Jan.1-Sept.30	Estimate Oct.1-Dec.30	Total 5=3+4	Total 6=7+8+9+10	1st Quarter	2nd Quarter	3rd Quarter	4th Quarter		
1	2	3	4	5=3+4	6=7+8+9+10	7	8	9	10	11=6-5	12
Quantity											
Number of violations or complaints acted upon with reports issued		16		16	13	3	3	3	4	.3	
Quality											
Percentage of submitted reports that resulted in the issuance of notice of violations and penalties imposed		0%		0%	10	10	10	10	10		
Timeliness											
Percentage of complaints or detected violations that are acted upon earlier than the prescribed period		100%		100%	90	90	90	90	90		

Prepared By:

  
Jacobo, Josie

Planning Services Head / Planning Officer

Date: 13/Jan/2017

In coordination with:

  
Sombanson, Daniel

Financial Services Head / Budget Officer

Date: 13/Jan/2017

Approved By:

  
Jacinto, Maria Lysa

Agency Head / Department Secretary

Date: 13/Jan/2017

*This report was generated using the Unified Reporting System*



[illegible]

Particulars	UACS CODE	Current Year's Accomplishment			Physical Target (Budget Year)					Variance	Remarks
		Actual Jan.1-Sept.30	Estimate Oct.1-Dec.30	Total 5=3+4	Total 6=7+8+9+10	1st Quarter 7	2nd Quarter 8	3rd Quarter 9	4th Quarter 10		
1	2	3	4	5=3+4	6=7+8+9+10	7	8	9	10	11=6-5	12
2 years					100%	100%	100%	100%	100%		
Percentage of sites that have been inspected more than twice in the last 2 years		100%	100%	100%							
Enforcement											
Quantity											
Number of violations or complaints acted upon with reports issued		7	2	9	11	2	2	2	5	2	"Region VI -6; NIR - 5"
Quality											
Percentage of submitted reports that resulted in the issuance of notice of violations and penalties imposed		0%	0%	0%	10%	10%	10%	10%	10%		
Timeliness											
Percentage of complaints or detected violations that are acted upon earlier than the prescribed period		83%	100%	92%	90%	90%	90%	90%	90%		

Prepared By:

  
 Jordan, Pauline Marie  
 Planning Services Head / Planning Officer  
 Date: 02/Dec/2016

In coordination with:

  
 Ochoa-Saycon, Cecilia  
 Financial Services Head / Budget Officer  
 Date: 02/Dec/2016

Approved By:

  
 Jacinto, Maria Lilia  
 Agency Head / Department Secretary  
 Date: 14/Dec/2016

*This report was generated using the Unified Reporting System*




Organization Code (UACS): 100030300007

[illegible]


Particulars	UACS CODE	Current Year's Accomplishment			Physical Target (Budget Year)					Variance	Remarks
		Actual Jan.1-Sept.30	Estimate Oct.1-Dec.30	Total 5=3+4	Total 6=7+8+9+10	1st Quarter	2nd Quarter	3rd Quarter	4th Quarter		
1	2	3	4	5=3+4	6=7+8+9+10	7	8	9	10	11=6-5	12
Quantity											
Number of violations or complaints acted upon with reports issued		13	1	14	7	1	2	2	2		
Quality											
Percentage of submitted reports that resulted in the issuance of notice of violations and penalties imposed		0	0	0	10	10	10	10	10		
Timeliness											
Percentage of complaints or detected violations that are acted upon earlier than the prescribed period		100	100	100	90	90	90	90	90		

Prepared By:


  
Perez, Fedeina  
Planning Services Head / Planning Officer

Date: 27/Dec/2016

In coordination with:

  
Menusay, Gerardo  
Financial Services Head / Budget Officer  
Date: 27/Dec/2016

Approved By:

  
Jacinto, Mario Luis  
Agency Head / Department Secretary  
Date: 27/Dec/2016

This report was generated using the United Reporting System




Department: Department of Environment and  
Agency: Mines and Geo-Sciences Bureau  
Operating Unit: Regional Office - VIII  
Organization Code (UACS): 100030300008

[illegible]

Particulars	UACS CODE	Current Year's Accomplishment			Physical Target (Budget Year)					Variance	Remarks
		Actual Jan.1-Sept.30	Estimate Oct.1-Dec.30	Total	Total	1st Quarter	2nd Quarter	3rd Quarter	4th Quarter		
1	2	3	4	5=3+4	6=7+8+9+10	7	8	9	10	11=6-5	12
Quantity											
Number of violations or complaints acted upon with reports issued		13		13	11	2	3	3	3	-2	
Quality											
Percentage of submitted reports that resulted in the issuance of notice of violations and penalties imposed		15.38%		15.38%	10%	10%	10%	10%	10%		
Timeliness											
Percentage of complaints or detected violations that are acted upon earlier than the prescribed period		100%		100%	90%	90%	90%	90%	90%		

Prepared By:




Bermudo, Carlos

Planning Services Head / Planning Officer

Date: 02/Dec/2016

In coordination with:




Preciado, Rebecca

Financial Services Head / Budget Officer

Date: 02/Dec/2016

Approved By:



Bermudo, Carlos

Agency Head / Department Secretary

Date: 14/Dec/2016

This report was generated using the Unified Reporting System



[illegible]

Particulars	UACS CODE	Current Year's Accomplishment			Physical Target (Budget Year)					Variance	Remarks
		Actual Jan.1-Sept.30	Estimate Oct.1-Dec.30	Total	Total	1st Quarter	2nd Quarter	3rd Quarter	4th Quarter		
1	2	3	4	5=3+4	6=7+8+9+10	7	8	9	10	11=6-5	12
Percentage of mining permits/licenses that have been inspected more than twice in the last 2 years					100	100	100	100	100		
Percentage of sites that have been inspected more than twice in the last 2 years		100	100	100							
Enforcement											
Quantity											
Number of violations or complaints acted upon with reports issued		18	0	18	11	3	4	3	1	6	demand driven activity
Quality											
Percentage of submitted reports that resulted in the issuance of notice of violations and penalties imposed		0	0	0	10	10	10	10	10		
Timeliness											
Percentage of complaints or detected violations that are acted upon earlier than the prescribed period		57.50	0	57.50	90	90	90	90	90		

Prepared By:

*Rob Brown - a*  
 Rob Brown  
 Planning Services Head / Planning Officer  
 Date: 02/Dec/2016

In coordination with:

*Alfredo Camacho*  
 Camacho, Alfredo  
 Financial Services Head / Budget Officer  
 Date: 05/Dec/2016

Approved By:

*Jesus Maria Lora*  
 Jesus Maria Lora  
 Agency Head / Chief Financial Secretary  
 Date: 14/Dec/2016

This report was generated using the Unified Reporting System



## FY 2017 PHYSICAL PLAN

Department: Department of Environment and Natural Resources (DENR)  
 Agency: Mines and Geo-Sciences Bureau  
 Operating Unit: Regional Office - X  
 Organization Code (UACS): 100030300010


Particulars	UACS CODE	Current Year's Accomplishment			Physical Target (Budget Year)					Variance	Remarks
		Actual Jan.1-Sept.30	Estimate Oct.1-Dec.30	Total 5=3+4	Total 6=7+8+9+10	1st Quarter	2nd Quarter	3rd Quarter	4th Quarter		
1	2	3	4	5=3+4	6=7+8+9+10	7	8	9	10	11=6-5	12
Part A											
I. Operations											
MFO 1: MINERAL RESOURCE DEVELOPMENT SERVICES	000003010000000										
Quantity											
Number of new mineral reservation areas assessed/endorsed for declaration											
Quality											
Percentage of identified mineral reservation area that is surveyed											
Percentage of stakeholders who rate the quality of MGB mineral reservation maps as good or better											
Percentage increase in Peso value for royalty payments collected											
Timeliness											
Percentage of the Philippine territory surveyed (geological exploration)											
MFO 2: MINING REGULATION SERVICES	000003020000000										
Permit Issuance											
Quantity											
Number of mining permits/contracts and other mining-related permits/documents approved/endorsed for approval					76	20	21	26	9		
Number of mining permits/contracts issued and agreements endorsed for approval		440	0	440							There is a moratorium in the issuance of new mining permits.
Timeliness											
Percentage of agreements entered into within 4 months from tendering		99.55	0	99.55							It took longer for the applicant to comply with the needed requirements and for MGB-CO to issue a clearance for the region to approve the application.
Percentage of mining permits/contracts and other mining-related permits/documents approved/endorsed for approval within 4 months from filing of application					90	90	90	90	90		
Monitoring											
Quantity											
Number of sites and facilities monitored and/or inspected with reports											There are permits/contract

Particulars	UACS CODE	Current Year's Accomplishment			Physical Target (Budget Year)					Variance	Remarks
		Actual Jan.1-Sept.30	Estimate Oct.1-Dec.30	Total 5=3+4	Total 8=7+8+9+10	1st Quarter	2nd Quarter	3rd Quarter	4th Quarter		
1	2	3	4	5=3+4	8=7+8+9+10	7	8	9	10	11=6-5	12
issued		27	9	36							that expired or endorsed for cancellation.
Number of mining permits/contracts monitored and/or inspected with reports issued					28	0	18	8	2		
Quality											
Percentage of mining permits/contracts with 1 or more violations over the last 3 years		11	0	11	10	10	10	10	10		
Timeliness											
Percentage of mining permits/contracts that have been inspected more than twice in the last 2 years					100	100	100	100	100		
Percentage of sites that have been inspected more than twice in the last 2 years		100	100	100							
Enforcement											
Quantity											
Number of violations or complaints acted upon with reports issued		16	0	16	13	2	4	4	3		Illegal mining activities significantly reduced.
Quality											
Percentage of submitted reports that resulted in the issuance of notice of violations and penalties imposed		6.25	0	6.25	10	10	10	10	10		
Timeliness											
Percentage of complaints or detected violations that are acted upon earlier than the prescribed period		93.75	0	93.75	90	90	90	90	90		

Prepared By:

  
 Cellanta Gay  
 Planning Services Head / Planning Officer  
 Date: 03/Dec/2016

In coordination with:

  
 Venilia-Jessica  
 Financial Services Head / Budget Officer  
 Date: 03/Dec/2016

Approved By:

  
 Jacinto, Mario Luis  
 Agency Head / Department Secretary  
 Date: 14/Dec/2016

This report was generated using the Unified Reporting System



Organization Code (UACS): 100030300011

[illegible]

Particulars	UACS CODE	Current Year's Accomplishment			Physical Target (Budget Year)					Variance	Remarks
		Actual Jan.1-Sept.30	Estimate Oct.1-Dec.30	Total 5=3+4	Total 6=7+8+9+10	1st Quarter	2nd Quarter	3rd Quarter	4th Quarter		
1	2	3	4	5=3+4	6=7+8+9+10	7	8	9	10	11=6-5	12
Percentage of mining permits/contracts with 1 or more violations over the last 3 years		0	0	0	10	10	10	10	10		
Timeliness											
Percentage of mining permits/contracts that have been inspected more than twice in the last 2 years					100	100	100	100	100		
Percentage of sites that have been inspected more than twice in the last 2 years		100	100	100							
Enforcement											
Quantity											
Number of violations or complaints acted upon with reports issued		7	1	8	10	2	2	2	4	2	Increase of targets for 2017.
Quality											
Percentage of submitted reports that resulted in the issuance of notice of violations and penalties imposed		75	0	75	10	10	10	10	10		
Timeliness											
Percentage of complaints or detected violations that are acted upon earlier than the prescribed period		100	100	100	90	90	90	90	90		

Prepared By:

  
Fudadera, Aileen  
Planning Services Head / Planning Officer  
Date: 05/Dec/2016

In coordination with:

  
Orquendo, Socorro  
Financial Services Head / Budget Officer  
Date: 05/Dec/2016

Approved By:

  
Echito, Maria Luz  
Agency Head / Department Secretary  
Date: 14/Dec/2016

*This report was generated using the Unified Reporting System*



[illegible]

Particulars	UACS CODE	Current Year's Accomplishment			Physical Target (Budget Year)					Variance	Remarks
		Actual Jan.1-Sept.30	Estimate Oct.1-Dec.30	Total 5=3+4	Total 6=7+8+9+10	1st Quarter	2nd Quarter	3rd Quarter	4th Quarter		
1	2	3	4	5=3+4	6=7+8+9+10	7	8	9	10	11=6-5	12
Quantity											
Number of violations or complaints acted upon with reports issued		15		15	14	4	3	5	2	-1	demand driven
Quality											
Percentage of submitted reports that resulted in the issuance of notice of violations and penalties imposed		7.14%		7.14%	10%	10%	10%	10%	10%		
Timeliness											
Percentage of complaints or detected violations that are acted upon earlier than the prescribed period		85.71%		85.71%	90%	90%	90%	90%	90%		

Prepared By:

In coordination with:

Approved By:

Gonzales, Arinsbelle

Planning Services Head / Planning Officer

Date: 12/Dec/2016

Acosta, Lilia

Financial Services Head / Budget Officer

Date: 12/Dec/2016

Jacinto, Mario Luis  
Agency Head / Department Secretary

Date: 14/Dec/2016

This report was generated using the Unified Reporting System



## FY 2017 PHYSICAL PLAN

Department: Department of Environment and Natural Resources (DENR)  
 Agency: Mines and Geo-Sciences Bureau  
 Operating Unit: Regional Office - XIII  
 Organization Code (UACS): 100030300016

Particulars	UACS CODE	Current Year's Accomplishment			Physical Target (Budget Year)					Variance	Remarks
		Actual Jan.1-Sept.30	Estimate Oct.1-Dec.30	Total	Total	1st Quarter	2nd Quarter	3rd Quarter	4th Quarter		
1	2	3	4	5=3+4	6=7+8+9+10	7	8	9	10	11=6-5	12
Part A											
I. Operations											
MFO 1: MINERAL RESOURCE DEVELOPMENT SERVICES	000003010000000										
Quantity											
Number of new mineral reservation areas assessed/endorsed for declaration											
Quality											
Percentage of identified mineral reservation area that is surveyed											
Percentage of stakeholders who rate the quality of MGB mineral reservation maps as good or better											
Percentage increase in Peso value for royalty payments collected											
Timeliness											
Percentage of the Philippine territory surveyed (geological exploration)											
MFO 2: MINING REGULATION SERVICES	000003020000000										
Permit Issuance											
Quantity											
Number of mining permits/contracts and other mining-related permits/documents approved/endorsed for approval					686	111	252	291	32		
Number of mining permits/contracts issued and agreements endorsed for approval		1417	35	1452							
Timeliness											
Percentage of agreements entered into within 4 months from tendering		100%	100%	100%							
Percentage of mining permits/contracts and other mining-related permits/documents approved/endorsed for approval within 4 months from filing of application					90%	90%	90%	90%	90%		
Monitoring											
Quantity											
Number of sites and facilities monitored and/or inspected with reports issued		76	0	76							
Number of mining permits/contracts monitored and/or inspected with reports issued					84	20	30	26	8		
Quality											
Percentage of mining permits/contracts with 1 or more violations over the last 3 years		0%		0%	10%	10%	10%	10%	10%		
Timeliness											
Percentage of mining permits/contracts that have been inspected more than twice in the last 2 years					100%	100%	100%	100%	100%		
Percentage of sites that have been inspected more than twice in the last 2 years		87.93%		87.93%							
Enforcement											
Quantity											
Number of violations or complaints acted upon with reports issued		15	0	15	16	4	4	4	4		
Quality											
Percentage of submitted reports that resulted in the issuance of notice of violations and penalties imposed		0%		0%	10%	10%	10%	10%	10%		
Timeliness											

Particulars	UACS CODE	Current Year's Accomplishment			Physical Target (Budget Year)					Variance	Remarks
		Actual Jan.1- Sept.30	Estimate Oct.1- Dec.30	Total	Total	1st Quarter	2nd Quarter	3rd Quarter	4th Quarter		
1	2	3	4	5=3+4	6=7+8+9+10	7	8	9	10	11=6-5	12
Percentage of complaints or detected violations that are acted upon earlier than the prescribed period		100%		100%	90%	90%	90%	90%	90%		

Prepared By:

  
 Elise, Carl Olsen  
 Planning Services Head / Planning Officer  
 Date: 13/Jan/2017

In coordination with:

  
 Cabiling, Jose Salve  
 Financial Services Head / Budget Officer  
 Date: 13/Jan/2017

Approved By:

  
 Jacinto, Maria Lys  
 Agency Head / Department Secretary  
 Date: 13/Jan/2017

This report was generated using the Unified Reporting System