

QUARTERLY PHYSICAL REPORT OF OPERATION  
As of 2017 September 30

Department: Department of Environment and Natural Resources (DENR)

Appropriations: Current Year Appropriations

Agency: Mines and Geo-Sciences Bureau

Operating Unit: ALL

Organization Code (UACS):

Report Status: SUBMITTED

Particulars	UACS CODE	Physical Targets					Physical Accomplishments					Variance as of Sept 30 2017	Remarks
		1st Quarter	2nd Quarter	3rd Quarter	4th Quarter	Total	1st Quarter	2nd Quarter	3rd Quarter	4th Quarter	Total		
1	2	3	4	5	6	7= (3+4+5+6)	8	9	10	11	12= (8+9+10+11)	13	14
Part A													
I. Operations													
MFO 1: MINERAL RESOURCE DEVELOPMENT SERVICES	000003010000000												
Quantity													
Number of new mineral reservation areas assessed/endorsed for declaration		-	-	-			-	-	-				Annual Target: 15 / 4th Qtr Target
Quality													
Percentage of identified mineral reservation area that is surveyed		-	-	-			-	-	-				4th Qtr Target
Percentage of stakeholders who rate the quality of MGB mineral reservation maps as good or better		-	-	-			-	-	-				4th Qtr Target
Percentage increase in Peso value for royalty payments collected		-	-	-			-	-	-				4th Qtr Target
Timeliness													
Percentage of the Philippine territory surveyed (geological exploration)		-	-	-			-	-	8.60%		8.60%		4th Qtr Target
MFO 2: MINING REGULATION SERVICES	000003020000000												
Permit Issuance													
Quantity													
Number of mining permits/contracts and other mining-related permits/documents approved/endorsed for approval		493	672	724		1,889	944	1,416	2,201	0	4,561	2,672	Annual Target: 2,245
Timeliness													
Percentage of mining permits/contracts and other mining-related permits/documents approved/endorsed for approval within 4 months from filing of application		90%	90%	90%		90%	98.83%	99.86%	99.77%		99.61%		

Particulars	UACS CODE	Physical Targets					Physical Accomplishments					Variance as of Sept 30 2017	Remarks
		1st Quarter	2nd Quarter	3rd Quarter	4th Quarter	Total	1st Quarter	2nd Quarter	3rd Quarter	4th Quarter	Total		
1	2	3	4	5	6	7= (3+4+5+6)	8	9	10	11	12= (8+9+10+11)	13	14
Monitoring													
Quantity													
Number of mining permits/contracts monitored and/or inspected with reports issued		239	285	240		764	286	336	205	0	827	63	Annual Target: 860
Quality													
Percentage of mining permits/contracts with 1 or more violations over the last 3 years		10%	10%	10%		10%	1.05%	0.89%	0.49%		0.85%		
Timeliness													
Percentage of mining permits/contracts that have been inspected more than twice in the last 2 years		100%	100%	100%		100%	100.00%	100.00%	100.00%		100.00%		
Enforcement													
Quantity													
Number of violations or complaints acted upon with reports issued		36	46	51		133	80	70	68	0	218	85	Annual Target: 177
Quality													
Percentage of submitted reports that resulted in the issuance of notice of violations and penalties imposed		10%	10%	10%		10%	19.48%	7.81%	6.56%		11.88%		
Timeliness													
Percentage of complaints or detected violations that are acted upon earlier than the prescribed		90%	90%	90%		90%	94.81%	95.31%	98.36%		96.04%		
Well informed and disaster prepared communities.	186003030000000												

Prepared By:

Fe Jocelyn Francisco  
 Planning Services Head/Planning Officer  
 Date: 18/Oct/2017

In coordination with:

Glenn Marcelo Noble  
 Chief, Planning Officer  
 Date: 18/Oct/2017

Approved By:

Wilfredo Montano  
 Agency Head/Department Secretary  
 Date: 18/Oct/2017



Report Status: SUBMITTED

[illegible]

Particulars	UACS CODE	Physical Targets					Physical Accomplishments					Variance as of September 30 2017	Remarks
		1st Quarter	2nd Quarter	3rd Quarter	4th Quarter	Total	1st Quarter	2nd Quarter	3rd Quarter	4th Quarter	Total		
1	2	3	4	5	6	7=(3+4+5+6)	8	9	10	11	12=(8+9+10+11)	13	14
Quantity													
Number of mining permits/contracts and other mining-related permits/documents approved/endorsed for approval						2,245							Regional Offices' target
Timeliness													
Percentage of mining permits/contracts and other mining-related permits/documents approved/endorsed for approval within 4 months from filing of application						90%							Regional Offices' target
Monitoring													
Quantity													
Number of mining permits/contracts monitored and/or inspected with reports issued						860							Regional Offices' target
Quality													
Percentage of mining permits/contracts with 1 or more violations over the last 3 years						10%							Regional Offices' target
Timeliness													
Percentage of mining permits/contracts that have been inspected more than twice in the last 2 years						100%							Regional Offices' target
Enforcement													
Quantity													
Number of violations or complaints acted upon with reports issued						177							Regional Offices' target
Quality													
Percentage of submitted reports that resulted in the issuance of notice of violations and penalties imposed						10%							Regional Offices' target
Timeliness													
Percentage of complaints or detected violations that are acted upon earlier than the prescribed period						90%							Regional Offices' target



Particulars	UACS CODE	Physical Targets					Physical Accomplishments					Variance as of September 30 2017	Remarks
		1st Quarter	2nd Quarter	3rd Quarter	4th Quarter	Total	1st Quarter	2nd Quarter	3rd Quarter	4th Quarter	Total		
1	2	3	4	5	6	7=(3+4+5+6)	8	9	10	11	12=(8+9+10+11)	13	14
Well informed and disaster prepared communities.	186003030000000												

Prepared By:

  
Fe Jocelyn Francisco

Planning Services Head/Planning Officer

Date: 18/Oct/2017

In coordination with:

  
Glenn Marcato Noble

Financial Services Head/Budget Officer

Date: 18/Oct/2017

Approved By:

  
Wilfredo Moneano

Agency Head/Department Secretary

Date: 18/Oct/2017

*This report was generated using the Unified Reporting System on 02/11/2017 15:39*

**QUARTERLY PHYSICAL REPORT OF OPERATION**  
As of 2017 September 30

**Department:** Department of Environment and Natural Resources (DENR)

**Appropriations:** Current Year Appropriations

**Agency:** Mines and Geo-Sciences Bureau

**Operating Unit:** Regional Office - CAR

**Organization Code (UACS):** 100030300014

**Report Status:** SUBMITTED

Particulars	UACS CODE	Physical Targets					Physical Accomplishments					Variance as of September 30 2017	Remarks
		1st Quarter	2nd Quarter	3rd Quarter	4th Quarter	Total	1st Quarter	2nd Quarter	3rd Quarter	4th Quarter	Total		
1	2	3	4	5	6	7= (3+4+5+6)	8	9	10	11	12= (8+9+10+11)	13	14
Part A													
I. Operations													
MFO 1: MINERAL RESOURCE DEVELOPMENT SERVICES	0000030100000000												
Quantity													
Number of new mineral reservation areas assessed/endorsed for declaration						15							
Quality													
Percentage of identified mineral reservation area that is surveyed						100%							
Percentage of stakeholders who rate the quality of MGB mineral reservation maps as good or better						90%							
Percentage increase in Peso value for royalty payments collected						10%							
Timeliness													
Percentage of the Philippine territory surveyed (geological exploration)						10%							



Particulars	UACS CODE	Physical Targets					Physical Accomplishments					Variance as of September 30 2017	Remarks
		1st Quarter	2nd Quarter	3rd Quarter	4th Quarter	Total	1st Quarter	2nd Quarter	3rd Quarter	4th Quarter	Total		
1	2	3	4	5	6	7= (3+4+5+6)	8	9	10	11	12= (8+9+10+11)	13	14
MFO 2: MINING REGULATION SERVICES	000003020000000												
Permit Issuance													
Quantity													
Number of mining permits/contracts and other mining-related permits/documents approved/endorsed for approval		2	3	4		2,245	18	22	32		72	63	AT=11
Timeliness													
Percentage of mining permits/contracts and other mining-related permits/documents approved/endorsed for approval within 4 months from filing of application		90.00%	90%	90%		90%	100.00%	100%	93.75%		97.22%		
Monitoring													
Quantity													
Number of mining permits/contracts monitored and/or inspected with reports issued		20	11	4		860	20	11	5		36	1	AT=36
Quality													
Percentage of mining permits/contracts with 1 or more violations over the last 3 years		10.00%	10%	10%		10%	0.00%	0.00%	0.00%		0.00%		
Timeliness													
Percentage of mining permits/contracts that have been inspected more than twice in the last 2 years		100.00%	100.00%	100.00%		100%	100.00%	100.00%	100.00%		100.00%		
Enforcement													
Quantity													

Particulars	UACS CODE	Physical Targets					Physical Accomplishments					Variance as of September 30 2017	Remarks
		1st Quarter	2nd Quarter	3rd Quarter	4th Quarter	Total	1st Quarter	2nd Quarter	3rd Quarter	4th Quarter	Total		
1	2	3	4	5	6	7= (3+4+5+6)	8	9	10	11	12= (8+9+10+11)	13	14
Number of violations or complaints acted upon with reports issued		4	6	8		177	9	8	5		22	4	AT=24
Quality													
Percentage of submitted reports that resulted in the issuance of notice of violations and penalties imposed		10.00%	10.00%	10%		10%	11.11%	37.50%	33.33%		25.00%		
Timeliness													
Percentage of complaints or detected violations that are acted upon earlier than the prescribed period		90.00%	90.00%	90%		90%	100.00%	100.00%	100%		100.00%		
Well informed and disaster prepared communities.	186003030000000												

Prepared By:

  
 Demetria Saleo

Planning Services Head/Planning Officer

Date: 18/Oct/2017

In coordination with:

  
 Catalino Panganiban

Financial Services Head/Budget Officer

Date: 18/Oct/2017

Approved By:

  
 Wilfredo Moncano

Agency Head/Department Secretary

Date: 18/Oct/2017

This report was generated using the Unified Reporting System on 26/10/2017 14:11



**QUARTERLY PHYSICAL REPORT OF OPERATION**  
As of 2017 September 30

Department: Department of Environment and Natural Resources (DENR)

Appropriations: Current Year Appropriations

Agency: Mines and Geo-Sciences Bureau

Operating Unit: Regional Office - I

Organization Code (UACS): 100030300001

Report Status: SUBMITTED

Particulars	UACS CODE	Physical Targets					Physical Accomplishments					Variance as of September 30 2017	Remarks
		1st Quarter	2nd Quarter	3rd Quarter	4th Quarter	Total	1st Quarter	2nd Quarter	3rd Quarter	4th Quarter	Total		
1	2	3	4	5	6	7= (3+4+5+6)	8	9	10	11	12= (8+9+10+11)	13	14
Part A													
I. Operations													
MFO 1: MINERAL RESOURCE DEVELOPMENT SERVICES	000003010000000												
Quantity													
Number of new mineral reservation areas assessed/endorsed for declaration						15							
Quality													
Percentage of identified mineral reservation area that is surveyed						100%							
Percentage of stakeholders who rate the quality of MGB mineral reservation maps as good or better						90%							

[illegible]



Particulars	UACS CODE	Physical Targets					Physical Accomplishments					Variance as of September 30 2017	Remarks
		1st Quarter	2nd Quarter	3rd Quarter	4th Quarter	Total	1st Quarter	2nd Quarter	3rd Quarter	4th Quarter	Total		
1	2	3	4	5	6	7= (3+4+5+6)	8	9	10	11	12= (8+9+10+11)	13	14
Quantity													
Number of mining permits/contracts monitored and/or inspected with reports issued		28	22	26		860	39	26	13		78	2	Annual target 80
Quality													
Percentage of mining permits/contracts with 1 or more violations over the last 3 years		10%	10%	10%		10%	0.00%	0.00%	0.00%		0.00%		
Timeliness													
Percentage of mining permits/contracts that have been inspected more than twice in the last 2 years		100%	100%	100%		100%	100%	100%	100%		100%		
Enforcement													
Quantity													
Number of violations or complaints acted upon with reports issued		2	3	2		177	7	4	6		17	10	Annual target 8
Quality													
Percentage of submitted reports that resulted in the issuance of notice of violations and penalties imposed		10%	10%	10%		10%	0.00%	0.00%	50%		20%		

Particulars	UACS CODE	Physical Targets					Physical Accomplishments					Variance as of September 30 2017	Remarks
		1st Quarter	2nd Quarter	3rd Quarter	4th Quarter	Total	1st Quarter	2nd Quarter	3rd Quarter	4th Quarter	Total		
1	2	3	4	5	6	7= (3+4+5+6)	8	9	10	11	12= (8+9+10+11)	13	14
Timeliness													
Percentage of complaints or detected violations that are acted upon earlier than the prescribed period		90%	90%	90%		90%	100%	100%	100%		100%		
Well informed and disaster prepared communities.	186003030000000												

Prepared By:

*Julia*  
Christine Mae Tungpalan

Planning Services Head/Planning Officer

Date: 12/Oct/2017

In coordination with:

*Leopoldo*  
Leopoldo Raguindin

Financial Services Head/Budget Officer

Date: 18/Oct/2017

Approved By:

*Wilfredo*  
Wilfredo Morceno

Agency Head/Department Secretary

Date: 18/Oct/2017

*This report was generated using the Unified Reporting System on 26/10/2017 15:19*



**QUARTERLY PHYSICAL REPORT OF OPERATION**  
As of 2017 September 30

Department: Department of Environment and Natural Resources (DENR)

Appropriations: Current Year Appropriations

Agency: Mines and Geo-Sciences Bureau

Operating Unit: Regional Office - II

Organization Code (UACS): 100030300002

Report Status: SUBMITTED

Particulars	UACS CODE	Physical Targets					Physical Accomplishments					Variance as of September 30 2017	Remarks
		1st Quarter	2nd Quarter	3rd Quarter	4th Quarter	Total	1st Quarter	2nd Quarter	3rd Quarter	4th Quarter	Total		
1	2	3	4	5	6	7= (3+4+5+6)	8	9	10	11	12= (8+9+10+11)	13	14
Part A													
I. Operations													
MFO 1: MINERAL RESOURCE DEVELOPMENT SERVICES	000003010000000												
Quantity													
Number of new mineral reservation areas assessed/endorsed for declaration													
Quality													
Percentage of identified mineral reservation area that is surveyed						100%							
Percentage of stakeholders who rate the quality of MGB mineral reservation maps as good or better						90%							


Particulars	UACS CODE	Physical Targets					Physical Accomplishments					Variance as of September 30 2017	Remarks
		1st Quarter	2nd Quarter	3rd Quarter	4th Quarter	Total	1st Quarter	2nd Quarter	3rd Quarter	4th Quarter	Total		
1	2	3	4	5	6	7= (3+4+5+6)	8	9	10	11	12= (8+9+10+11)	13	14
Percentage increase in Peso value for royalty payments collected						10%							
Timeliness													
Percentage of the Philippine territory surveyed (geological exploration)						10%							
MFO 2: MINING REGULATION SERVICES	000003020000000												
Permit Issuance													
Quantity													
Number of mining permits/contracts and other mining-related permits/documents approved/endorsed for approval		12	19	19		50	18	27	18		63	13	Annual Target: 74
Timeliness													
Percentage of mining permits/contracts and other mining-related permits/documents approved/endorsed for approval within 4 months from filing of application		90%	90%	90%		90%	94.44%	96.30%	100%		96.83%		
Monitoring													
Quantity													

Particulars	UACS CODE	Physical Targets					Physical Accomplishments					Variance as of September 30 2017	Remarks
		1st Quarter	2nd Quarter	3rd Quarter	4th Quarter	Total	1st Quarter	2nd Quarter	3rd Quarter	4th Quarter	Total		
1	2	3	4	5	6	7= (3+4+5+6)	8	9	10	11	12= (8+9+10+11)	13	14
Number of mining permits/contracts monitored and/or inspected with reports issued		4	8	2		14	12	17	0		29	15	Annual Target: 24
Quality													
Percentage of mining permits/contracts with 1 or more violations over the last 3 years		10%	10%	10%		10%	8.33%	5.88%	-		6.9%		
Timeliness													
Percentage of mining permits/contracts that have been inspected more than twice in the last 2 years		100%	100%	100%		100%	100%	100%	-		100%		
Enforcement													
Quantity													
Number of violations or complaints acted upon with reports issued		1	1	1		3	2	2	0		4	1	Annual Target: 6
Quality													
Percentage of submitted reports that resulted in the issuance of notice of violations and penalties imposed		10%	10%	10%		10%	0%	50%	-		25%		
Timeliness													



Particulars	UACS CODE	Physical Targets					Physical Accomplishments					Variance as of September 30 2017	Remarks
		1st Quarter	2nd Quarter	3rd Quarter	4th Quarter	Total	1st Quarter	2nd Quarter	3rd Quarter	4th Quarter	Total		
1	2	3	4	5	6	7= (3+4+5+6)	8	9	10	11	12= (8+9+10+11)	13	14
Percentage of complaints or detected violations that are acted upon earlier than the prescribed period		90%	90%	90%		90%	100%	100%	-		100%		
Well informed and disaster prepared communities.	1860030300000000												

Prepared By:

  
 Diana Imle Estrada

Planning Services Head/Planning Officer

Date: 18/Oct/2017

In coordination with:

for:

  
 Erlinda Catabay

Financial Services Head/Budget Officer

Date: 18/Oct/2017

Approved By:

  
 Wilfredo Moncano

Agency Head/Department Secretary

Date: 18/Oct/2017

This report was generated using the Unified Reporting System on 26/10/2017 14:34

QUARTERLY PHYSICAL REPORT OF OPERATION  
As of 2017 September 30

Department: Department of Environment and Natural Resources (DENR)

**Appropriations: Current Year Appropriations**

Agency: Mines and Geo-Sciences Bureau

Operating Unit: Regional Office - III

Organization Code (UACS): 100030300003

Report Status: SUBMITTED

[illegible]

[illegible]



Particulars	UACS CODE	Physical Targets					Physical Accomplishments					Variance as of September 30 2017	Remarks
		1st Quarter	2nd Quarter	3rd Quarter	4th Quarter	Total	1st Quarter	2nd Quarter	3rd Quarter	4th Quarter	Total		
1	2	3	4	5	6	7= (3+4+5+6)	8	9	10	11	12= (8+9+10+11)	13	14
Percentage of mining permits/contracts that have been inspected more than twice in the last 2 years		100%	100%	100%		100%	100%	100%	100%		100%		
Enforcement													
Quantity													
Number of violations or complaints acted upon with reports issued		4	4	5		177	6	6	4		16	3	Annual Target: 16
Quality													
Percentage of submitted reports that resulted in the issuance of notice of violations and penalties imposed		10%	10%	10%		10%	0.00%	0%	0%		0.00%		
Timeliness													
Percentage of complaints or detected violations that are acted upon earlier than the prescribed period		90%	90%	90%		90%	80.00%	80%	100%		85.71%		Waited for the availability of personnel from other concerned agencies/offices for the joint investigation.
Well informed and disaster prepared communities.	1860030300000000												

Prepared By:

  
Eleyna Cruz

Planning Services Head/Planning Officer

Date: 13/Oct/2017

In coordination with:

  
Jocelyn Carbonell

Financial Services Head/Budget Officer

Date: 13/Oct/2017

Approved By:

  
Wilfredo Moncano

Agency Head/Department Secretary

Date: 18/Oct/2017

## QUARTERLY PHYSICAL REPORT OF OPERATION

As of 2017 September 30

Department: Department of Environment and Natural Resources (DENR)

Appropriations: Current Year Appropriations

Agency: Mines and Geo-Sciences Bureau

Operating Unit: Regional Office - IVA

Organization Code (UACS): 100030300004

Report Status: SUBMITTED

Particulars	UACS CODE	Physical Targets					Physical Accomplishments					Variance as of September 30 2017	Remarks
		1st Quarter	2nd Quarter	3rd Quarter	4th Quarter	Total	1st Quarter	2nd Quarter	3rd Quarter	4th Quarter	Total		
1	2	3	4	5	6	7=(3+4+5+6)	8	9	10	11	12=(8+9+10+11)	13	14
Part A													
I. Operations													
MFO 1: MINERAL RESOURCE DEVELOPMENT SERVICES	000003010000000												
Quantity													
Number of new mineral reservation areas assessed/endorsed for declaration						15							
Quality													
Percentage of identified mineral reservation area that is surveyed						100%							
Percentage of stakeholders who rate the quality of MGB mineral reservation maps as good or better						90%							
Percentage increase in Peso value for royalty payments collected						10%							
Timeliness													
Percentage of the Philippine territory surveyed (geological exploration)						10%							
MFO 2: MINING REGULATION SERVICES	000003020000000												
Permit Issuance													
Quantity													
Number of mining permits/contracts and other mining-related permits/documents approved/endorsed for approval		4	7	9		2,245	10	15	9		34	14	Annual Target: 27



Particulars	UACS CODE	Physical Targets					Physical Accomplishments					Variance as of September 30 2017	Remarks
		1st Quarter	2nd Quarter	3rd Quarter	4th Quarter	Total	1st Quarter	2nd Quarter	3rd Quarter	4th Quarter	Total		
1	2	3	4	5	6	7=(3+4+5+6)	8	9	10	11	12=(8+9+10+11)	13	14
Timeliness													
Percentage of mining permits/contracts and other mining-related permits/documents approved/endorsed for approval within 4 months from filing of application		90%	90%	90%		90%	100%	100%	100%		100%		
Monitoring													
Quantity													
Number of mining permits/contracts monitored and/or inspected with reports issued		19	32	21		860	19	33	28		80	8	Annual Target:81
Quality													
Percentage of mining permits/contracts with 1 or more violations over the last 3 years		10%	10%	10%		10%	0.00%	0.00%	0.00%		0.00%		
Timeliness													
Percentage of mining permits/contracts that have been inspected more than twice in the last 2 years		100%	100%	100%		100%	100%	100%	100%		100%		
Enforcement													
Quantity													
Number of violations or complaints acted upon with reports issued		1	3	5		177	2	3	4		9	0	Annual Target:10
Quality													
Percentage of submitted reports that resulted in the issuance of notice of violations and penalties imposed		10%	10%	10%		10%	0.00%	50.00%	0.00%		16.67%		
Timeliness													
Percentage of complaints or detected violations that are acted upon earlier than the prescribed period		90%	90%	90%		90%	100%	100.00%	100%		100%		
Well informed and disaster prepared communities.	186003030000000												

Prepared By:

  
Garnette Binza

Planning Services Head/Planning Officer

In coordination with:

  
Rosalia Rebullante

Financial Services Head/Budget Officer

Approved By:

  
Wilfredo Moncano

Agency Head/Department Secretary



Date: 12/Oct/2017

Date: 12/Oct/2017

Date: 18/Oct/2017

*This report was generated using the Unified Reporting System on 26/10/2017 15:01*

**QUARTERLY PHYSICAL REPORT OF OPERATION**  
As of 2017 September 30

Department: Department of Environment and Natural Resources (DENR)

Appropriations: Current Year Appropriations

Agency: Mines and Geo-Sciences Bureau

Operating Unit: Regional Office - IV B

Organization Code (UACS): 100030300017

Report Status: SUBMITTED

Particulars	UACS CODE	Physical Targets					Physical Accomplishments					Variance as of September 30 2017	Remarks
		1st Quarter	2nd Quarter	3rd Quarter	4th Quarter	Total	1st Quarter	2nd Quarter	3rd Quarter	4th Quarter	Total		
1	2	3	4	5	6	7= (3+4+5+6)	8	9	10	11	12= (8+9+10+11)	13	14
Part A													
I. Operations													
MFO 1: MINERAL RESOURCE DEVELOPMENT SERVICES	000003010000000												
Quantity													
Number of new mineral reservation areas assessed/endorsed for declaration						15							
Quality													
Percentage of identified mineral reservation area that is surveyed						100%							
Percentage of stakeholders who rate the quality of MGB mineral reservation maps as good or better						90%							
Percentage increase in Peso value for royalty payments collected						10%							
Timeliness													
Percentage of the Philippine territory surveyed (geological exploration)						10%							

[illegible]



Particulars	UACS CODE	Physical Targets					Physical Accomplishments					Variance as of September 30 2017	Remarks
		1st Quarter	2nd Quarter	3rd Quarter	4th Quarter	Total	1st Quarter	2nd Quarter	3rd Quarter	4th Quarter	Total		
1	2	3	4	5	6	7= (3+4+5+6)	8	9	10	11	12= (8+9+10+11)	13	14
Number of violations or complaints acted upon with reports issued		1	2	2		177	1	2	4		7	2	Annual Target: 7
Quality													
Percentage of submitted reports that resulted in the issuance of notice of violations and penalties imposed		10%	10%	10%		10%	100.00%	0.00%	0.00%		14.29%		
Timeliness													
Percentage of complaints or detected violations that are acted upon earlier than the prescribed period		90%	90%	90%		90%	100.00%	100.00%	100.00%		100.00%		
Well informed and disaster prepared communities.	1860030300000000												

Prepared By:

  
Mariella Anna Hizola

Planning Services Head/Planning Officer

Date: 13/Oct/2017

In coordination with:

  
Bon Kristoffer Gabay

Financial Services Head/Budget Officer

Date: 13/Oct/2017

Approved By:

  
Wilfredo Moncano

Agency Head/Department Secretary

Date: 18/Oct/2017

This report was generated using the Unified Reporting System on 26/10/2017 14:20

## QUARTERLY PHYSICAL REPORT OF OPERATION

As of 2017 September 30

Department: Department of Environment and Natural Resources (DENR)

Appropriations: Current Year Appropriations

Agency: Mines and Geo-Sciences Bureau

Operating Unit: Regional Office - V

Organization Code (UACS): 100030300005

Report Status: SUBMITTED

Particulars	UACS CODE	Physical Targets					Physical Accomplishments					Variance as of September 30 2017	Remarks
		1st Quarter	2nd Quarter	3rd Quarter	4th Quarter	Total	1st Quarter	2nd Quarter	3rd Quarter	4th Quarter	Total		
1	2	3	4	5	6	7=(3+4+5+6)	8	9	10	11	12=(8+9+10+11)	13	14
Part A													
I. Operations													
MFO 1: MINERAL RESOURCE DEVELOPMENT SERVICES	000003010000000												
Quantity													
Number of new mineral reservation areas assessed/endorsed for declaration						15							
Quality													
Percentage of identified mineral reservation area that is surveyed						100%							
Percentage of stakeholders who rate the quality of MGB mineral reservation maps as good or better						90%							
Percentage increase in Peso value for royalty payments collected						10%							
Timeliness													
Percentage of the Philippine territory surveyed (geological exploration)						10%							
MFO 2: MINING REGULATION SERVICES	000003020000000												
Permit Issuance													
Quantity													
Number of mining permits/contracts and other mining-related permits/documents approved/endorsed for approval		41	42	42		2,245	141	194	185		520	395	Annual Target:168



Particulars	UACS CODE	Physical Targets					Physical Accomplishments					Variance as of September 30 2017	Remarks
		1st Quarter	2nd Quarter	3rd Quarter	4th Quarter	Total	1st Quarter	2nd Quarter	3rd Quarter	4th Quarter	Total		
1	2	3	4	5	6	7=(3+4+5+6)	8	9	10	11	12=(8+9+10+11)	13	14
Timeliness													
Percentage of mining permits/contracts and other mining-related permits/documents approved/endorsed for approval within 4 months from filing of application		90%	90%	90%		90%	100%	100%	99.46%		99.81%		
Monitoring													
Quantity													
Number of mining permits/contracts monitored and/or inspected with reports issued		18	18	20		860	32	29	0		61	5	Annual Target: 68
Quality													
Percentage of mining permits/contracts with 1 or more violations over the last 3 years		10%	10%	10%		10%	0.00%	0%	-		0.00%		
Timeliness													
Percentage of mining permits/contracts that have been inspected more than twice in the last 2 years		100%	100%	100%		100%	100%	100%	-		100%		
Enforcement													
Quantity													
Number of violations or complaints acted upon with reports issued		3	3	3		177	9	7	7		23	14	Annual Target: 13
Quality													
Percentage of submitted reports that resulted in the issuance of notice of violations and penalties imposed		10%	10%	10%		10%	11.11%	0%	14.29%		8.70%		
Timeliness													
Percentage of complaints or detected violations that are acted upon earlier than the prescribed period		90%	90%	90%		90%	100%	100%	100%		100%		
Well informed and disaster prepared communities.	186003030000000												

Prepared By:

  
Josel Jacob

Planning Services Head/Planning Officer

In coordination with:

  
Daniel Sombanan

Financial Services Head/Budget Officer

Approved By:

  
Wilfredo Moncano

Agency Head/Department Secretary



## QUARTERLY PHYSICAL REPORT OF OPERATION

As of 2017 September 30

Department: Department of Environment and Natural Resources (DENR)

Appropriations: Current Year Appropriations

Agency: Mines and Geo-Sciences Bureau

Operating Unit: Regional Office - VI

Organization Code (UACS): 100030300006

Report Status: SUBMITTED

Particulars	UACS CODE	Physical Targets					Physical Accomplishments					Variance as of September 30 2017	Remarks
		1st Quarter	2nd Quarter	3rd Quarter	4th Quarter	Total	1st Quarter	2nd Quarter	3rd Quarter	4th Quarter	Total		
1	2	3	4	5	6	7=(3+4+5+6)	8	9	10	11	12=(8+9+10+11)	13	14
Part A													
I. Operations													
MFO 1: MINERAL RESOURCE DEVELOPMENT SERVICES	000003010000000												
Quantity													
Number of new mineral reservation areas assessed/endorsed for declaration						15							
Quality													
Percentage of identified mineral reservation area that is surveyed						100%							
Percentage of stakeholders who rate the quality of MGB mineral reservation maps as good or better						90%							
Percentage increase in Peso value for royalty payments collected						10%							
Timeliness													
Percentage of the Philippine territory surveyed (geological exploration)						10%							
MFO 2: MINING REGULATION SERVICES	000003020000000												
Permit Issuance													
Quantity													
Number of mining permits/contracts and other mining-related permits/documents approved/endorsed for approval		11	14	16		2,245	26	27	26		79	38	Annual Target-56

Particulars	UACS CODE	Physical Targets					Physical Accomplishments					Variance as of September 30 2017	Remarks
		1st Quarter	2nd Quarter	3rd Quarter	4th Quarter	Total	1st Quarter	2nd Quarter	3rd Quarter	4th Quarter	Total		
1	2	3	4	5	6	7=(3+4+5+6)	8	9	10	11	12=(8+9+10+11)	13	14
Timeliness													
Percentage of mining permits/contracts and other mining-related permits/documents approved/endorsed for approval within 4 months from filing of application		90%	90%	90%		90%	96.15%	100%	96.15%		97.47%		
Monitoring													
Quantity													
Number of mining permits/contracts monitored and/or inspected with reports issued		14	18	20		860	17	34	7		58	6	Annual Target-64
Quality													
Percentage of mining permits/contracts with 1 or more violations over the last 3 years		10%	10%	10%		10%	0%	0%	0%		0%		
Timeliness													
Percentage of mining permits/contracts that have been inspected more than twice in the last 2 years		100%	100%	100%		100%	100%	100%	100%		100%		
Enforcement													
Quantity													
Number of violations or complaints acted upon with reports issued		2	2	2		177	4	4	2		10	4	Annual Target-11
Quality													
Percentage of submitted reports that resulted in the issuance of notice of violations and penalties imposed		10%	10%	10%		10%	0%	0%	50%		10%		
Timeliness													
Percentage of complaints or detected violations that are acted upon earlier than the prescribed period		90%	90%	90%		90%	100%	100%	100%		100%		
Well informed and disaster prepared communities.	186003030000000												

Prepared By:

  
Pauline Marie Jordan

Planning Services Head/Planning Officer

In coordination with:

  
Cecilia Ochoa-Saycon

Financial Services Head/Budget Officer

Approved By:

  
Wilfredo Mancano

  
Agency Head/Department Secretary



**QUARTERLY PHYSICAL REPORT OF OPERATION**  
As of 2017 September 30

**Department:** Department of Environment and Natural Resources (DENR)

**Appropriations:** Current Year Appropriations

**Agency:** Mines and Geo-Sciences Bureau

**Operating Unit:** Regional Office - VII

**Organization Code (UACS):** 100030300007

**Report Status:** SUBMITTED


Particulars	UACS CODE	Physical Targets					Physical Accomplishments					Variance as of September 30 2017	Remarks
		1st Quarter	2nd Quarter	3rd Quarter	4th Quarter	Total	1st Quarter	2nd Quarter	3rd Quarter	4th Quarter	Total		
1	2	3	4	5	6	7= (3+4+5+6)	8	9	10	11	12= (8+9+10+11)	13	14
Part A													
I. Operations													
MFO 1: MINERAL RESOURCE DEVELOPMENT SERVICES	000003010000000												
Quantity													
Number of new mineral reservation areas assessed/endorsed for declaration						15							
Quality													
Percentage of identified mineral reservation area that is surveyed						100%							
Percentage of stakeholders who rate the quality of MGB mineral reservation maps as good or better						90%							
Percentage increase in Peso value for royalty payments collected						10%							



[illegible]

mining permits/contracts that have been inspected more than twice in the last 2 years		100%	100%	100%		100%	100.00%	100%	100%		100.00%		
Enforcement													
Quantity													
Number of violations or complaints acted upon with reports issued		1	2	2		177	9	1	2		12	7	Annual Target 7
Quality													
Percentage of submitted reports that resulted in the issuance of notice of violations and penalties imposed		10%	10%	10%		10%	11.11%	0.00%	0.00%		8.33%		
Timeliness													
Percentage of complaints or detected violations that are acted upon earlier than the prescribed period		90%	90%	90%		90%	100.00%	100.00%	100.00%		100.00%		
Well informed and disaster prepared communities.	1860030300000000												

Prepared By:

  
Fedelina Perez

Planning Services Head/Planning Officer

Date: 26/Oct/2017

In coordination with:

  
Gerardo Mahusay

Financial Services Head/Budget Officer

Date: 26/Oct/2017

Approved By:

  
Wilfredo Moncano

Agency Head/Department Secretary

Date: 27/Oct/2017

Report Status: SUBMITTED

[illegible]



Particulars	UACS CODE	Physical Targets					Physical Accomplishments					Variance as of September 30 2017	Remarks
		1st Quarter	2nd Quarter	3rd Quarter	4th Quarter	Total	1st Quarter	2nd Quarter	3rd Quarter	4th Quarter	Total		
1	2	3	4	5	6	7=(3+4+5+6)	8	9	10	11	12=(8+9+10+11)	13	14
Number of mining permits/contracts and other mining-related permits/documents approved/endorsed for approval		14	20	20		2,245	11	10	14		35	-19	Under accomplishment of OTP was caused by self-suspension due to low market demand and expiry of Special Mines Permit. Likewise, some mining companies are still complying with the Memorandum of then Sec. Gina Lopez dated Jan. 30, 2017
Timeliness													
Percentage of mining permits/contracts and other mining-related permits/documents approved/endorsed for approval within 4 months from filing of application		90%	90%	90%		90%	81.82%	100.00%	100.00%		94.29%		
Monitoring													
Quantity													
Number of mining permits/contracts													Annual Target=80. Some mining companies were not monitored due to the implementation of Quality Management System (QMS).

Particulars	UACS CODE	Physical Targets					Physical Accomplishments					Variance as of September 30 2017	Remarks
		1st Quarter	2nd Quarter	3rd Quarter	4th Quarter	Total	1st Quarter	2nd Quarter	3rd Quarter	4th Quarter	Total		
1	2	3	4	5	6	7=(3+4+5+6)	8	9	10	11	12=(8+9+10+11)	13	14
monitored and/or inspected with reports issued		26	24	22		860	26	24	18		68	-4	Deficiencies will be accomplished in the last quarter of CY 2017.
Quality													
Percentage of mining permits/contracts with 1 or more violations over the last 3 years		10%	10%	10%		10%	0.00%	0.00%	0.00%		0.00%		
Timeliness													
Percentage of mining permits/contracts that have been inspected more than twice in the last 2 years		100%	100%	100%		100%	100.00%	100.00%	100.00%		100.00%		
Enforcement													
Quantity													
Number of violations or complaints acted upon with reports issued		2	3	3		177	10	6	3		19	11	Annual Target=11
Quality													
Percentage of submitted reports that resulted in the issuance of notice of violations and penalties imposed		10%	10%	10%		10%	20.00%	0.00%	0.00%		10.53%		
Timeliness													
Percentage of complaints or detected violations that are acted upon earlier than the prescribed period		90%	90%	90%		90%	70%	83.33%	100.00%		78.95%		
Well informed and disaster prepared communities.	186003030000000												

Prepared By:

Marcelino T. Baybayong III

Planning Services Head/Planning Officer

Date: 19/Oct/2017

In coordination with:

Rebecca Precia

Financial Services Head/Budget Officer

Date: 19/Oct/2017

Approved By:

Wilfredo Moncayo

Agency Head/Department Secretary

Date: 19/Oct/2017



**QUARTERLY PHYSICAL REPORT OF OPERATION**  
As of 2017 September 30

Department: Department of Environment and Natural Resources (DENR)

Appropriations: Current Year Appropriations

Agency: Mines and Geo-Sciences Bureau

Operating Unit: Regional Office - IX

Organization Code (UACS): 100030300009

Report Status: SUBMITTED

Particulars	UACS CODE	Physical Targets					Physical Accomplishments					Variance as of September 30 2017	Remarks
		1st Quarter	2nd Quarter	3rd Quarter	4th Quarter	Total	1st Quarter	2nd Quarter	3rd Quarter	4th Quarter	Total		
1	2	3	4	5	6	7= (3+4+5+6)	8	9	10	11	12= (8+9+10+11)	13	14
Part A													
I. Operations													
MFO 1: MINERAL RESOURCE DEVELOPMENT SERVICES	000003010000000												
Quantity													
Number of new mineral reservation areas assessed/endorsed for declaration						15							
Quality													
Percentage of identified mineral reservation area that is surveyed						100%							
Percentage of stakeholders who rate the quality of MGB mineral reservation maps as good or better						90%							
Percentage increase in Peso value for royalty payments collected						10%							
Timeliness													
Percentage of the Philippine territory surveyed (geological exploration)						10%							



[illegible]

Particulars	UACS CODE	Physical Targets					Physical Accomplishments					Variance as of September 30 2017	Remarks
		1st Quarter	2nd Quarter	3rd Quarter	4th Quarter	Total	1st Quarter	2nd Quarter	3rd Quarter	4th Quarter	Total		
1	2	3	4	5	6	7= (3+4+5+6)	8	9	10	11	12= (8+9+10+11)	13	14
Percentage of mining permits/contracts that have been inspected more than twice in the last 2 years		100%	100%	100%		100%	100.00%	100.00%	100.00%		100.00%		
Enforcement													
Quantity													
Number of violations or complaints acted upon with reports issued		3	4	3		177	7	5	0		12	2	Annual Target 11
Quality													
Percentage of submitted reports that resulted in the issuance of notice of violations and penalties imposed		10%	10%	10%		10%	0.00%	0.00%	-		0.00%		
Timeliness													
Percentage of complaints or detected violations that are acted upon earlier than the prescribed period		90%	90%	90%		90%	100.00%	80.00%	-		91.67%		
Well informed and disaster prepared communities.	1860030300000000												

Prepared By:

*Bella Socorro Manaya*  
Bella Socorro Manaya

Planning Services Head/Planning Officer

Date: 18/Oct/2017

In coordination with:

*Alfredo Camacho*  
Alfredo Camacho

Financial Services Head/Budget Officer

Date: 19/Oct/2017

Approved By:

*Wilfredo Moncano*  
Wilfredo Moncano  
Agency Head/Department Secretary  
Date: 19/Oct/2017



## QUARTERLY PHYSICAL REPORT OF OPERATION

As of 2017 September 30

Department: Department of Environment and Natural Resources (DENR)

Appropriations: Current Year Appropriations

Agency: Mines and Geo-Sciences Bureau

Operating Unit: Regional Office - X

Organization Code (UACS): 100030300010

Report Status: SUBMITTED

Particulars	UACS CODE	Physical Targets					Physical Accomplishments					Variance as of September 30 2017	Remarks
		1st Quarter	2nd Quarter	3rd Quarter	4th Quarter	Total	1st Quarter	2nd Quarter	3rd Quarter	4th Quarter	Total		
1	2	3	4	5	6	7=(3+4+5+6)	8	9	10	11	12=(8+9+10+11)	13	14
Part A													
I. Operations													
MFO 1: MINERAL RESOURCE DEVELOPMENT SERVICES	000003010000000												
Quantity													
Number of new mineral reservation areas assessed/endorsed for declaration						15							
Quality													
Percentage of identified mineral reservation area that is surveyed						100%							
Percentage of stakeholders who rate the quality of MGB mineral reservation maps as good or better						90%							
Percentage increase in Peso value for royalty payments collected						10%							
Timeliness													
Percentage of the Philippine territory surveyed (geological exploration)						10%							
MFO 2: MINING REGULATION SERVICES	000003020000000												
Permit Issuance													
Quantity													
Number of mining permits/contracts and other mining-related permits/documents approved/endorsed for approval		20	21	26		2,245	115	157	819		1091	1024	Annual Target: 76



Particulars	UACS CODE	Physical Targets					Physical Accomplishments					Variance as of September 30 2017	Remarks
		1st Quarter	2nd Quarter	3rd Quarter	4th Quarter	Total	1st Quarter	2nd Quarter	3rd Quarter	4th Quarter	Total		
1	2	3	4	5	6	7=(3+4+5+6)	8	9	10	11	12=(8+9+10+11)	13	14
Timeliness													
Percentage of mining permits/contracts and other mining-related permits/documents approved/endorsed for approval within 4 months from filing of application		90%	90%	90%		90%	100%	100%	100%		100%		
Monitoring													
Quantity													
Number of mining permits/contracts monitored and/or inspected with reports issued		0	18	8		860	2	16	9		27	1	Annual Target: 28
Quality													
Percentage of mining permits/contracts with 1 or more violations over the last 3 years		10%	10%	10%		10%	0%	0%	0%		0%		
Timeliness													
Percentage of mining permits/contracts that have been inspected more than twice in the last 2 years		100%	100%	100%		100%	100%	100%	100%		100%		
Enforcement													
Quantity													
Number of violations or complaints acted upon with reports issued		2	4	4		177	3	12	16		31	21	Annual Target: 13
Quality													
Percentage of submitted reports that resulted in the issuance of notice of violations and penalties imposed		10%	10%	10%		10%	33.33%	0%	0%		3.33%		
Timeliness													
Percentage of complaints or detected violations that are acted upon earlier than the prescribed period		90%	90%	90%		90%	100%	100%	100%		100%		
Well informed and disaster prepared communities.	186003030000000												

Prepared By:

  
Gay Gallanta


Planning Services Head/Planning Officer

In coordination with:

  
Jerome Verduc

Financial Services Head/Budget Officer

Approved By:

  
Wilfredo Moncano  
Agency Head/Department Secretary

Date: 18/Oct/2017

Date: 18/Oct/2017

Date: 18/Oct/2017

*This report was generated using the Unified Reporting System on 26/10/2017 14:24*

QUARTERLY PHYSICAL REPORT OF OPERATION  
As of 2017 September 30

BAR No. 1

Department: Department of Environment and Natural Resources (DENR)  
Appropriations: Current Year Appropriations  
Agency: Mines and Geo-Sciences Bureau  
Operating Unit: Regional Office - XI  
Organization Code (UACS): 100030300011  
Report Status: APPROVED

Particulars 1	UACS CODE 2	Physical Targets					Physical Accomplishments					Variance as of September 30 2017 13	Remarks 14
		1st Quarter 3	2nd Quarter 4	3rd Quarter 5	4th Quarter 6	Total 7=3+4+5+6	1st Quarter 8	2nd Quarter 9	3rd Quarter 10	4th Quarter 11	Total 12=8+9+10+11		
Part A													
I. Operations													
MFO 1: MINERAL RESOURCE DEVELOPMENT SERVICES	3010000000												
Quantity													
Number of new mineral reservation areas assessed/endorsed for declaration						15							
Quality													
Percentage of identified mineral reservation area that is surveyed						100%							
Percentage of stakeholders who rate the quality of MGB mineral reservation maps as good or						90%							
Percentage increase in Peso value for royalty payments collected						10%							
Timeliness													
Percentage of the Philippine territory surveyed (geological						10%							
MFO 2: MINING REGULATION SERVICES	3020000000												
Permit Issuance													
Quantity													
Number of mining permits/contracts and other mining-related permits/documents approved/endorsed for approval		35	37	37		2,245	46	40	58		144	35	Annual target 145
Timeliness													
Percentage of mining permits/contracts and other mining-related permits/documents approved/endorsed for approval within 4 months from filing of application		90%	90%	90%		90%	95.65%	100.00%	100%		98.61%		
Monitoring													
Quantity													
Number of mining permits/contracts monitored and/or inspected with reports issued		18	14	18		860	20	14	16		50	0	Annual target 60
Quality													
Percentage of mining permits/contracts with 1 or more violations over the last 3 years		10%	10%	10%		10%	0.00%	0.00%	0.00%		0.00%		
Timeliness													
Percentage of mining permits/contracts that have been inspected more than twice in the last 2 years		100%	100%	100%		100%	100%	100%	100%		100%		



**QUARTERLY PHYSICAL REPORT OF OPERATION**  
As of 2017 September 30

Department: Department of Environment and Natural Resources (DENR)  
Appropriations: Current Year Appropriations  
Agency: Mines and Geo-Sciences Bureau  
Operating Unit: Regional Office - XI  
Organization Code (UACS): 100030300011  
Report Status: APPROVED

Particulars	UACS CODE	Physical Targets					Physical Accomplishments					Variance as of September 30 2017	Remarks
		1st Quarter	2nd Quarter	3rd Quarter	4th Quarter	Total	1st Quarter	2nd Quarter	3rd Quarter	4th Quarter	Total		
Enforcement													
Quantity													
Number of violations or complaints acted upon with reports issued		2	2	2		177	4	3	3		10	4	Annual target 10
Quality													
Percentage of submitted reports that resulted in the issuance of notice of violations and penalties		10%	10%	10%		10%	233.33%	0.00%	0.00%		87.50%		One of the complaints acted upon resulted to multiple issuance of Notice of Violation.
Timeliness													
Percentage of complaints or detected violations that are acted upon earlier than the prescribed period		90%	90%	90%		90%	100%	100%	100%		100%		
Well informed and disaster prepared communities.	1.86003E+14												

Prepared By

Aileen Fudadera

Planning Services Head/Planning Officer

Date: 19/Oct/2017

In coordination with

Socorro Quendo

Financial Services Head/Budget Officer

Date: 19/Oct/2017

Approved By

Wilfredo Moncano

Agency Head/Department Secretary

Date: 19/Oct/2017

This report was generated using the DENR Reporting System on 10/20/2017 at 12:24

## QUARTERLY PHYSICAL REPORT OF OPERATION

As of 2017 September 30

Department: Department of Environment and Natural Resources (DENR)

Appropriations: Current Year Appropriations

Agency: Mines and Geo-Sciences Bureau

Operating Unit: Regional Office - XII

Organization Code (UACS): 100030300012

Report Status: APPROVED

Particulars	UACS CODE	Physical Targets					Physical Accomplishments					Variance as of September 30 2017	Remarks
		1st Quarter	2nd Quarter	3rd Quarter	4th Quarter	Total	1st Quarter	2nd Quarter	3rd Quarter	4th Quarter	Total		
1	2	3	4	5	6	7=(3+4+5+6)	8	9	10	11	12=(8+9+10+11)	13	14
Part A													
I. Operations													
MFO 1: MINERAL RESOURCE DEVELOPMENT SERVICES	000003010000000												
Quantity													
Number of new mineral reservation areas assessed/endorsed for declaration						15							
Quality													
Percentage of identified mineral reservation area that is surveyed						100%							
Percentage of stakeholders who rate the quality of MGB mineral reservation maps as good or better						90%							
Percentage increase in Peso value for royalty payments collected						10%							
Timeliness													
Percentage of the Philippine territory surveyed (geological exploration)						10%							
MFO 2: MINING REGULATION SERVICES	000003020000000												
Permit Issuance													
Quantity													
Number of mining permits/contracts and other mining-related permits/documents approved/endorsed for approval		5	4	4		2,245	5	4	11		20	7	Annual target=16

Particulars	UACS CODE	Physical Targets					Physical Accomplishments					Variance as of September 30 2017	Remarks
		1st Quarter	2nd Quarter	3rd Quarter	4th Quarter	Total	1st Quarter	2nd Quarter	3rd Quarter	4th Quarter	Total		
1	2	3	4	5	6	7=(3+4+5+6)	8	9	10	11	12=(8+9+10+11)	13	14
Timeliness													
Percentage of mining permits/contracts and other mining-related permits/documents approved/endorsed for approval within 4 months from filing of application		90%	90%	90%		90%	100%	100%	81.82%		90%		
Monitoring													
Quantity													
Number of mining permits/contracts monitored and/or inspected with reports issued		6	4	2		860	6	4	4		14	2	Annual Target-14
Quality													
Percentage of mining permits/contracts with 1 or more violations over the last 3 years		10%	10%	10%		10%	0.00%	0.00%	0.00%		0.00%		
Timeliness													
Percentage of mining permits/contracts that have been inspected more than twice in the last 2 years		100%	100%	100%		100%	100%	100%	100%		100%		
Enforcement													
Quantity													
Number of violations or complaints acted upon with reports issued		4	3	5		177	4	3	5		12	0	Annual Target-14
Quality													
Percentage of submitted reports that resulted in the issuance of notice of violations and penalties imposed		10%	10%	10%		10%	25%	0.00%	0.00%		9.09%		
Timeliness													
Percentage of complaints or detected violations that are acted upon earlier than the prescribed period		90%	90%	90%		90%	100.00%	100%	100%		100.00%		
Well informed and disaster prepared communities	186003030000000												

Prepared By:

Annabelle Gonzalez

Planning Services Head Planning Officer

In coordination with

Mjua.  
Lilia Acosta

Financial Services Head Budget Officer

Approved By:

Wilfredo Montano

Agency Head Department Secretary

Date: 18-Oct-2017

Date: 18-Oct-2017

Date: 18-Oct-2017



## QUARTERLY PHYSICAL REPORT OF OPERATION

As of 2017 September 30

Department: Department of Environment and Natural Resources (DENR)

Appropriations: Current Year Appropriations

Agency: Mines and Geo-Sciences Bureau

Operating Unit: Regional Office - XIII

Organization Code (UACS): 100030300016

Report Status: APPROVED

Particulars	UACS CODE	Physical Targets					Physical Accomplishments					Variance as of September 30 2017	Remarks
		1st Quarter	2nd Quarter	3rd Quarter	4th Quarter	Total	1st Quarter	2nd Quarter	3rd Quarter	4th Quarter	Total		
1	2	3	4	5	6	7=(3+4+5+6)	8	9	10	11	12=(8+9+10+11)	13	14
Part A													
I. Operations													
MFO 1: MINERAL RESOURCE DEVELOPMENT SERVICES	000003010000000												
Quantity													
Number of new mineral reservation areas assessed/endorsed for declaration						15							
Quality													
Percentage of identified mineral reservation area that is surveyed						100%							
Percentage of stakeholders who rate the quality of MGB mineral reservation maps as good or better						90%							
Percentage increase in Peso value for royalty payments collected						10%							
Timeliness													
Percentage of the Philippine territory surveyed (geological exploration)						10%							
MFO 2: MINING REGULATION SERVICES	000003020000000												
Permit Issuance													
Quantity													
Number of mining permits/contracts and other mining-related permits/documents approved/endorsed for approval		111	252	291		2,245	168	527	652		1,347	693	Annual Target: 686


Particulars	UACS CODE	Physical Targets					Physical Accomplishments					Variance as of September 30 2017	Remarks
		1st Quarter	2nd Quarter	3rd Quarter	4th Quarter	Total	1st Quarter	2nd Quarter	3rd Quarter	4th Quarter	Total		
1	2	3	4	5	6	7=(3+4+5+6)	8	9	10	11	12=(8+9+10+11)	13	14
Timeliness													
Percentage of mining permits/contracts and other mining-related permits/documents approved/endorsed for approval within 4 months from filing of application		90%	90%	90%		90%	100.00%	100.00%	100.00%		100.00%		
Monitoring													
Quantity													
Number of mining permits/contracts monitored and/or inspected with reports issued		20	30	26		860	21	38	36		95	19	Annual Target: 84
Quality													
Percentage of mining permits/contracts with 1 or more violations over the last 3 years		10%	10%	10%		10%	0.00%	0.00%	0.00%		0.00%		
Timeliness													
Percentage of mining permits/contracts that have been inspected more than twice in the last 2 years		100%	100%	100%		100%	100.00%	100.00%	100.00%		100.00%		
Enforcement													
Quantity													
Number of violations or complaints acted upon with reports issued		4	4	4		177	3	4	7		14	2	Annual Target: 16
Quality													
Percentage of submitted reports that resulted in the issuance of notice of violations and penalties imposed		10%	10%	10%		10%	0.00%	0.00%	0.00%		0.00%		
Timeliness													
Percentage of complaints or detected violations that are acted upon earlier than the prescribed period		90%	90%	90%		90%	100.00%	100.00%	100.00%		100.00%		
Well informed and disaster prepared communities.	186003030000000												

Prepared By:

  
Carl Orven Eludo

Planning Services Head/Planning Officer

In coordination with:

  
Jose Salve Cabiling

Financial Services Head/Budget Officer

Approved By:

  
Wilfredo Moncayo

Agency Head/Department Secretary